



COURSE OVERVIEW EE0295 Variable Frequency Drives Design

Course Title

Variable Frequency Drives Design

Course Date/Venue

Session 1: April 06-10, 2025/Boardroom 1, Elite
Byblos Hotel Al Barsha, Sheikh Zayed
Road, Dubai, UAE

Session 2: December 15-19, 2025/Fujairah
Meeting Room, Grand Millennium Al
Wahda Hotel, Abu Dhabi, UAE



Course Reference


EE0295



Course Duration/Credits

Five days/3.0 CEUs/30 PDHs

Course Description



This practical and highly-interactive course includes real-life case studies and exercises. Theory learnt will be applied using our state-of-the-art simulators.

It is estimated that electrical drives and other rotating equipment consume about 50% of the total electrical energy consumed in the world today. The cost of maintaining electrical motors can be a significant amount in the budget item of manufacturing, oil, gas, petrochemical and power industries. This course gives you a thorough understanding of operation, maintenance and failure modes of the Variable Frequency Drives (VFD) and gives you the tools to maintain and troubleshoot such Variable Frequency Drives (VFD).



Maximum efficiency, reliability, and longevity of the various types of Variable Frequency Drives (VFD) are of great concern to many industries. These objectives can only be achieved by understanding the characteristics, selection criteria, common problems and repair techniques, preventive and predictive maintenance. This course is a MUST for anyone who is involved in the selection, applications, operation or maintenance of Variable Frequency Drives (VFD). It provides the latest in technology. The course covers how these equipment operate and provides guidelines and rules that must be followed for a successful operation. Their basic design, operating characteristics, specification, selection criteria, advanced fault detection techniques, critical components as well as all maintenance issues are covered in detail.



The course is designed to provide participants with a comprehensive understanding of the various types of Variable Frequency Drives. Participants will be able to specify, select, commission and maintain these equipment for their applications. The excellent knowledge and skills that participants gained in this course will help their companies in achieving reduced capital, operating and maintenance costs along with increase in efficiency.

Course Objectives

Upon the successful completion of this course, each participant will be able to:-

- Apply and gain a good working knowledge on variable frequency drives (VFDs)
- Explain the basic principles of electrical machines, electrical devices, symbols and circuits
- Discuss electric motor types, operations and performance as well as the 3-phase AC induction motors including its basic construction, principles of operation, electrical and mechanical performance, etc
- Describe motor speed control, power electronic converters, protection of AC converters and motors
- Illustrate the control systems for AC variable frequency drives (VFD)
- Select AC converters and install and commission AC variable frequency speed drives (VFD)

Exclusive Smart Training Kit - H-STK®



Participants of this course will receive the exclusive “Haward Smart Training Kit” (H-STK®). The H-STK® consists of a comprehensive set of technical content which includes **electronic version** of the course materials conveniently saved in a **Tablet PC**.

Who Should Attend

This course provides an overview of all significant aspects and considerations of variable frequency drives (VFD) for those in charge of variable frequency drives and electrical motors including engineers, managers, technologists and other technical personnel.

Training Methodology

All our Courses are including **Hands-on Practical Sessions** using equipment, State-of-the-Art Simulators, Drawings, Case Studies, Videos and Exercises. The courses include the following training methodologies as a percentage of the total tuition hours:-

- 30% Lectures
- 20% Practical Workshops & Work Presentations
- 30% Hands-on Practical Exercises & Case Studies
- 20% Simulators (Hardware & Software) & Videos


In an unlikely event, the course instructor may modify the above training methodology before or during the course for technical reasons.

Course Certificate(s)


Internationally recognized certificates will be issued to all participants of the course completed a minimum of 80% of the total tuition hours.

Certificate Accreditations

Certificates are accredited by the following international accreditation organizations:-

- 
British Accreditation Council (BAC)

Haward Technology is accredited by the **British Accreditation Council** for **Independent Further and Higher Education** as an **International Centre**. BAC is the British accrediting body responsible for setting standards within independent further and higher education sector in the UK and overseas. As a BAC-accredited international centre, Haward Technology meets all of the international higher education criteria and standards set by BAC.

- 
The International Accreditors for Continuing Education and Training (IACET - USA)

Haward Technology is an Authorized Training Provider by the International Accreditors for Continuing Education and Training (IACET), 2201 Cooperative Way, Suite 600, Herndon, VA 20171, USA. In obtaining this authority, Haward Technology has demonstrated that it complies with the **ANSI/IACET 2018-1 Standard** which is widely recognized as the standard of good practice internationally. As a result of our Authorized Provider membership status, Haward Technology is authorized to offer IACET CEUs for its programs that qualify under the **ANSI/IACET 2018-1 Standard**.

Haward Technology's courses meet the professional certification and continuing education requirements for participants seeking **Continuing Education Units (CEUs)** in accordance with the rules & regulations of the International Accreditors for Continuing Education & Training (IACET). IACET is an international authority that evaluates programs according to strict, research-based criteria and guidelines. The CEU is an internationally accepted uniform unit of measurement in qualified courses of continuing education.

Haward Technology Middle East will award **3.0 CEUs** (Continuing Education Units) or **30 PDHs** (Professional Development Hours) for participants who completed the total tuition hours of this program. One CEU is equivalent to ten Professional Development Hours (PDHs) or ten contact hours of the participation in and completion of Haward Technology programs. A permanent record of a participant's involvement and awarding of CEU will be maintained by Haward Technology. Haward Technology will provide a copy of the participant's CEU and PDH Transcript of Records upon request.

Course Fee

US\$ 5,500 per Delegate + **VAT**. This rate includes H-STK® (Haward Smart Training Kit), buffet lunch, coffee/tea on arrival, morning & afternoon of each day.

Course Instructor(s)

This course will be conducted by the following instructor(s). However, we have the right to change the course instructor(s) prior to the course date and inform participants accordingly:



Dr. Alaa Abdel Kerim, PhD, MSc, BSc, is a **Senior Electrical & Instrumentation Engineer** with over **35 years** of extensive experience in the **Power, Petrochemical, Refinery, Oil and Gas** industries. He specializes in **DCS, PLC, SCADA, HMI, Automation System, Process Control & Instrumentation, Hydrocarbon, Level & Flow Measurements, Analytical Instrumentation, Field Control Elements, Control Loop Operation, Data Acquisition & Transmission, Electronics Technology, Power Systems Control, Power Systems Security, Power Transmissions, Power Generation, Electrical Substations and MV/LV Electrical System.**

During his career life, Dr. Alaa has been practically and academically involved in different **Power System and Instrumentation international companies and Universities** as a **Senior Professor & Consultant, Instrumentation Engineer and Electrical Engineer**. His recent practical applications experience includes the design, supply, installation, operation of full **DCS, SCADA, PLC, HMI Automation System** for **Sumid Line Petroleum, Siemens USA, AREVA USA** to name a few. His experience also includes electrical coordination, protection level adjustments and electrical testing.

Dr. Alaa has a **PhD** degree in **Electrical Engineering** from the **Technical University of Gdansk, Poland** and has **Master and Bachelor** degrees in **Electrical Machine & Power Engineering** from **Cairo University and Helwan University**, respectively. Further, he is a **Certified Instructor/Trainer** and delivered numerous trainings and workshops worldwide.

Accommodation

Accommodation is not included in the course fees. However, any accommodation required can be arranged at the time of booking.

Course Program

The following program is planned for this course. However, the course instructor(s) may modify this program before or during the course for technical reasons with no prior notice to participants. Nevertheless, the course objectives will always be met:

Day 1

0730 – 0745	Registration & Coffee
0745 – 0800	Welcome & Introduction
0800 – 0815	PRE-TEST
0815 – 0930	Basic Principles of Electrical Machines Introduction to Electrical Machines • AC Power Systems • Meters Used in Troubleshooting
0930 – 0945	Break



0945 – 1100	Electrical Devices, Symbols & Circuits Devices and Symbols • Electrical Circuits • Reading and Understanding Electrical Drawings • Reading and Understanding Ladder Logic • Wires and Terminal Numbering
1100 - 1230	Electric Motors Types, Operations & Performance Fundamentals of Motor Technology • Basic Principles of Rotating Electrical Machines • Fundamental Principles of Speed Control • Efficiency, Torque, Inertia, Horsepower/Power Factor
1230 – 1245	Break
1245 – 1420	Electric Motors Types, Operations & Performance (cont'd) Torque-Speed Curves • Induction/Wound Rotor/Synchronous Motor Types • Basic Construction of a Motor • Principles of Operation and Performance
1420 - 1430	Recap
1430	Lunch & End of Day One

Day 2

0730 – 0930	3-Phase AC Induction Motors Basic Construction • Principles of Operation • The Equivalent Circuit • Electrical and Mechanical Performance
0930 – 0945	Break
0945 – 1100	3-Phase AC Induction Motors (cont'd) Motor Acceleration • AC Induction Generator Performance • Efficiency of Electric Motors
1100 - 1230	3-Phase AC Induction Motors (cont'd) Rating of AC Induction Motors • Electric Motor Duty Cycles • Cooling and Ventilation of Electric Motors (IC) • Degree of Protection of Motor Enclosures (IP)
1230 – 1245	Break
1245 – 1420	3-Phase AC Induction Motors (cont'd) Construction and Mounting of AC induction Motors • Anti-Condensation Heaters • Methods of Starting AC Induction Motors
1420 - 1430	Recap
1430	Lunch & End of Day Two

Day 3

0730 – 0930	Motor Speed Control The Need for Variable Speed Drives • Fundamental Principles • Torque-Speed Curves for Variable Speed Drives • Types of Variable Speed Drives
0930 – 0945	Break
0945 – 1100	Motor Speed Control (cont'd) Mechanical Variable Speed Drive Methods • Hydraulic Variable Speed Drive Methods • Electromagnetic or 'Eddy Current' Coupling • Electrical Variable Speed Drive Methods
1100 – 1230	Power Electronic Converters Power Diodes • Power Thyristors • Commutation • Power Electronic Rectifiers (AC/DC Converters)
1230 – 1245	Break
1245 – 1420	Power Electronic Converters (cont'd) Gate Commutated Inverters (DC/AC Converters) • Gate Controlled Power Electronic Devices • Other Power Converter Circuit Components
1420 – 1430	Recap
1430	Lunch & End of Day Three



Day 4

0730 – 0930	Protection of AC Converters & Motors AC Frequency Converter Protection Circuits • Operator Information and Fault Diagnostics • Electric Motor Protection
0930 – 0945	Break
0945 – 1100	Protection of AC Converters & Motors (cont'd) Thermal Overload Protection - Current Sensors • Thermal Overload Protection - Direct Temperature Sensing
1100 – 1230	Control Systems for AC Variable Frequency Drives (VFD) The Overall Control System • Power Supply to the Control System • The DC Bus Charging Control System • The PWM Rectifier for AC Converters
1230 – 1245	Break
1245 – 1420	Control Systems for AC Variable Frequency Drives (VFD) (cont'd) Variable Speed Drive Control Loops • Vector Control for AC Drives • Current Feedback in AC Variable Speed Drives • Speed Feedback from the Motor
1420 - 1430	Recap
1430	Lunch & End of Day Four

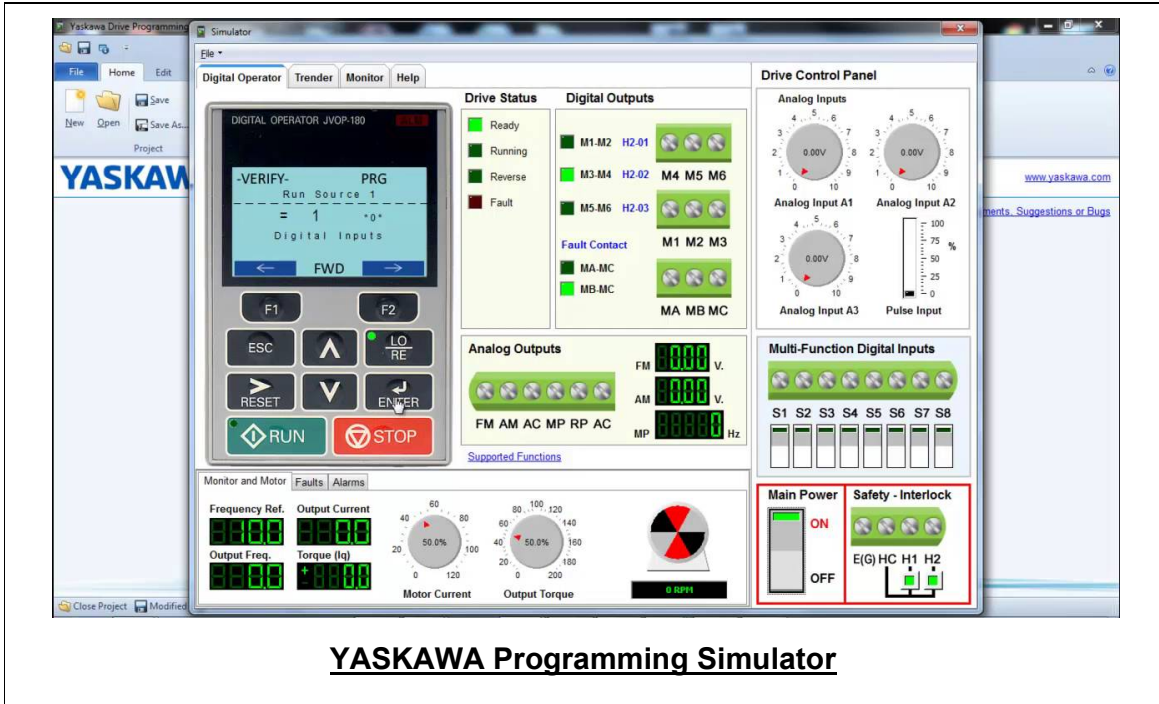
Day 5

0730 – 0930	Selection of AC Converters The Basic Selection Procedure • The Load ability of Converter Fed Squirrel Cage Motors • Operation in the Constant Power Region • The Nature of the Machine Load
0930 – 0945	Break
0945 – 1100	Selection of AC Converters (cont'd) The Requirements for Starting • The Requirements for Stopping • Control of Speed, Torque and Accuracy • Selecting the Correct Size of Motor and Converter
1100 – 1230	Installation & Commissioning of AC Variable Frequency Drives (VFD) General Installation and Environmental Requirements • Power Supply Connections and Earthing Requirements • Start/Stop Control of AC Drives
1230 – 1245	Break
1245 – 1345	Installation & Commissioning of AC Variable Frequency Drives (VFD) (cont'd) Installing AC Converters Into Metal Enclosures • Control Wiring for Variable Speed Drives • Commissioning Variable Speed Drives
1345 -1400	Course Conclusion
1400 – 1415	POST-TEST
1415 – 1430	Presentation of Course Certificates
1430	Lunch & End of Course



Simulators (Hands-on Practical Sessions)

Practical sessions will be organized during the course for delegates to practice the theory learnt. Delegates will be provided with an opportunity to carryout various exercises using our state-of-the-art “Yaskawa Programming Simulator”.



Course Coordinator

Mari Nakintu, Tel: +971 2 30 91 714, Email: mari1@haward.org