

COURSE OVERVIEW SE0002

Construction Safety Planning and Engineering Safety Planning

Course Title

Construction Safety Planning and Engineering Safety Planning

Course Date/Venue

Session 1: January 19-23, 2025/Boardroom 1, Elite Byblos Hotel Al Barsha, Sheikh Zayed Road, Dubai, UAE

Session 2: July 21-25, 2025/Fujairah Meeting Room, Grand Millennium Al Wahda Hotel, Abu Dhabi, UAE



Course Reference


SE0002

Course Duration/Credits

Five days/3.0 CEUs/30.0 PDHs



Course Description



This practical and highly-interactive course includes various practical sessions and exercises. Theory learnt will be applied using our state-of-the-art simulators.



This course is designed to provide participants with a detailed and up-to-date overview of Planning and Monitoring the Progress and Quality of Work. It covers the project planning and monitoring in civil engineering including project objectives and scope; developing a project plan, work breakdown structure (WBS) and project schedule; the resource requirements, techniques for resource estimation and estimating project costs; the risk management, risk response strategies and integrating risk management into the project plan; the quality control measures; and developing quality control plans and inspection procedures.



During this interactive course, participants will learn the quality assurance processes and regular quality audits; the quality management, quality planning and assurance and quality control and inspection techniques; the progress monitoring and reporting; the effective communication and resource management; the risk assessment and mitigation; monitoring and controlling project risks; the regulatory compliance, regular inspections and audits and documenting compliance activities; the change management and issue resolution strategies; handling project conflicts and disputes; and evaluating performance.

Course Objectives

Upon the successful completion of this course, each participant will be able to:-

- Plan and monitor the progress and quality of work in a professional manner
- Discuss project planning and monitoring in civil engineering including project objectives and scope
- Develop a project plan, work breakdown structure (WBS) and project schedule
- Estimate resource requirements, apply techniques for resource estimation and estimate project costs
- Carryout risk management, develop risk response strategies and integrate risk management into the project plan
- Establish quality control measures and develop quality control plans and inspection procedures
- Implement quality assurance processes and conduct regular quality audits
- Carryout quality management, quality planning and assurance and quality control and inspection techniques
- Illustrate progress monitoring and reporting, effective communication and resource management
- Employ risk assessment and mitigation as well as monitor and control project risks
- Discuss regulatory compliance, conduct regular inspections and audits and document compliance activities
- Apply change management, issue resolution strategies, handle project conflicts and disputes and evaluate performance

Exclusive Smart Training Kit - H-STK®



Participants of this course will receive the exclusive “Haward Smart Training Kit” (H-STK®). The H-STK® consists of a comprehensive set of technical content which includes **electronic version** of the course materials conveniently saved in a **Tablet PC**.

Who Should Attend

This course provides an overview of all significant aspects and considerations of plan and monitor the progress and quality of work for civil department, civil engineers, construction project managers, construction supervisors, quality control inspectors, site engineers, construction estimators, contractors and subcontractors.

Course Fee


US\$ 5,500 per Delegate + **VAT**. This rate includes H-STK® (Haward Smart Training Kit), buffet lunch, coffee/tea on arrival, morning & afternoon of each day.

Course Certificate(s)

Internationally recognized certificates will be issued to all participants of the course who completed a minimum of 80% of the total tuition hours.


Certificate Accreditations

Certificates are accredited by the following international accreditation organizations: -

- 

British Accreditation Council (BAC)

Haward Technology is accredited by the **British Accreditation Council** for **Independent Further and Higher Education** as an **International Centre**. BAC is the British accrediting body responsible for setting standards within independent further and higher education sector in the UK and overseas. As a BAC-accredited international centre, Haward Technology meets all of the international higher education criteria and standards set by BAC.

- 

The International Accreditors for Continuing Education and Training (IACET - USA)

Haward Technology is an Authorized Training Provider by the International Accreditors for Continuing Education and Training (IACET), 2201 Cooperative Way, Suite 600, Herndon, VA 20171, USA. In obtaining this authority, Haward Technology has demonstrated that it complies with the **ANSI/IACET 2018-1 Standard** which is widely recognized as the standard of good practice internationally. As a result of our Authorized Provider membership status, Haward Technology is authorized to offer IACET CEUs for its programs that qualify under the **ANSI/IACET 2018-1 Standard**.

Haward Technology’s courses meet the professional certification and continuing education requirements for participants seeking **Continuing Education Units** (CEUs) in accordance with the rules & regulations of the International Accreditors for Continuing Education & Training (IACET). IACET is an international authority that evaluates programs according to strict, research-based criteria and guidelines. The CEU is an internationally accepted uniform unit of measurement in qualified courses of continuing education.

Haward Technology Middle East will award **3.0 CEUs** (Continuing Education Units) or **30 PDHs** (Professional Development Hours) for participants who completed the total tuition hours of this program. One CEU is equivalent to ten Professional Development Hours (PDHs) or ten contact hours of the participation in and completion of Haward Technology programs. A permanent record of a participant’s involvement and awarding of CEU will be maintained by Haward Technology. Haward Technology will provide a copy of the participant’s CEU and PDH Transcript of Records upon request.

Accommodation

Accommodation is not included in the course fees. However, any accommodation required can be arranged at the time of booking.

Course Instructor(s)

This course will be conducted by the following instructor(s). However, we have the right to change the course instructor(s) prior to the course date and inform participants accordingly:



Dr. Rashed Kaloop, PhD, MSc, BSc, is a **Senior Structural & Civil Engineer** with over **20 years** of extensive experience in **Blast Resistant Buildings, Seismic & Blast Engineering, Blast Loads on Buildings, Building Life Assessment, Blast Resistant Building Design, Geographical Information System (GIS), Mapping Information Management Systems, Survey Engineering Applications, Global Positioning System (GPS), AutoCAD Civil 3D, Applied Survey Engineering, Plane Survey, Aerial & Terrestrial Photogrammetry, Detailed Engineering Drawings, Codes & Standard, Surface Drainage Design System, Structural Reliability Analysis, Structural Design, Construction Materials, Structural Monitoring, Concrete Structures Design & Maintenance, Blast Resistant Risk Assessment & Mitigation, Performance of Bridges under affected Loads, Monitoring the Steel & Concrete Structures under Blast Loads, Steel Building Seismic & Blast Study, Seismic Evaluations, Structural Health Monitoring, Testing Equipment, Statistical Application, Least Square Theory, Geodesy & Geographical Engineering and Statistical Analysis.** Further he is well versed many engineering software's such as **GIS, Matlab, Surfer, CAD and Finite Element Programs.** He is currently the Manager of the GIS unit at the University of Mansoura wherein he is responsible in the public works, civil and structural engineering.

Dr. Kaloop is very active in academic activities for venturing respectable position as an Assistant Professor & Lecturer of different international universities. Further, he is a journal editor and reviewer of an international journal for structural engineering and mechanics as well as for information processing management and he has published 13 numerous papers mainly for Civil, Structural, Mechanics Engineering and Information Technology. He has further occupied key positions such as **Survey & Design Structure Engineer, Structure Design Engineer, Assistant Professor, Lecturer, Assistant Lecturer, Teaching Assistant and Senior Instructor/Trainer.**

Dr. Rashed has **PhD in Civil Engineering, a Master's degree in Public Works Engineering and Bachelor's degree in Civil Engineering with Honours.** Further, he is a **Certified Instructor/Trainer,** a member of the Engineering Syndicate of Egypt, published numerous papers and journals and delivered numerous trainings, workshops, seminars, courses and conferences internationally.

Training Methodology

All our Courses are including **Hands-on Practical Sessions** using equipment, State-of-the-Art Simulators, Drawings, Case Studies, Videos and Exercises. The courses include the following training methodologies as a percentage of the total tuition hours:-

- 30% Lectures
- 20% Practical Workshops & Work Presentations
- 30% Hands-on Practical Exercises & Case Studies
- 20% Simulators (Hardware & Software) & Videos

In an unlikely event, the course instructor may modify the above training methodology before or during the course for technical reasons.

Course Program

The following program is planned for this course. However, the course instructor(s) may modify this program before or during the course for technical reasons with no prior notice to participants. Nevertheless, the course objectives will always be met:

Day 1

0730 – 0800	<i>Registration & Coffee</i>
0800 – 0815	<i>Welcome & Introduction</i>
0815 – 0830	PRE-TEST
0830 – 0900	Introduction to Project Planning & Monitoring <i>Project Planning & Monitoring in Civil Engineering • Importance of Effective Project Management • Key Elements of Project Planning & Monitoring • Project Management Software & Tools</i>
0930 – 0945	<i>Break</i>
0945 – 1230	Project Objectives & Scope <i>Techniques for Defining Project Objectives • Scope Identification & Management • Project Deliverables</i>
1230 – 1245	<i>Break</i>
1245 – 1420	Developing a Project Plan <i>Conducting a Feasibility Study & Site Assessment • Project Deliverables & Work Breakdown Structure (WBS) • Creating a Project Schedule using Critical Path Method (CPM) • Allocating Resources & Estimating Costs • Identifying Potential Risks & Developing Risk Management Strategies</i>
1420 – 1430	Recap <i>Using this Course Overview, the Instructor(s) will Brief Participants about the Topics that were Discussed Today and Advise Them of the Topics to be Discussed Tomorrow</i>
1430	<i>Lunch & End of Day One</i>

Day 2

0730 – 0830	Work Breakdown Structure (WBS) <i>Creating a WBS for Civil Engineering Projects • Organizing & Sequencing Project Activities • Identifying Dependencies & Critical Path Analysis</i>
0930 – 0945	<i>Break</i>
0945 – 1230	Estimating Resources & Durations <i>Estimating Resource Requirements • Techniques for Resource Estimation (Labor, Equipment, Materials) • Determining Activity Durations • Estimating Project Costs</i>

1230 – 1245	Break
1245 – 1420	Developing a Project Schedule Creating a Project Schedule Using Scheduling Software • Assigning Resources to Project Activities • Establishing Project Milestones & Deadlines • Optimizing the Project Schedule
1420 – 1430	Recap Using this Course Overview, the Instructor(s) will Brief Participants about the Topics that were Discussed Today and Advise Them of the Topics to be Discussed Tomorrow
1430	Lunch & End of Day Two

Day 3

0730 – 0930	Risk Management in Project Planning Risk Management in Civil Engineering Projects • Identifying & Analyzing Project Risks • Developing Risk Response Strategies • Integrating Risk Management into The Project Plan
0930 – 0945	Break
0945 – 1030	Establishing Quality Control Measures The Concept of Quality in Civil Engineering Projects • Identifying Quality Standards & Regulations • Developing Quality Control Plans & Inspection Procedures • Implementing Quality Assurance Processes • Conducting Regular Quality Audits
1030 - 1230	Quality Management in Civil Engineering Projects Importance of Quality Management in Civil Engineering • Defining Quality Standards & Requirements • Quality Planning & Assurance • Quality Control & Inspection Techniques
1230 – 1245	Break
1245 – 1420	Progress Monitoring & Reporting Methods for Tracking Project Progress • Performance Indicators & Metrics • Monitoring Project Schedule & Budget • Reporting Progress to Stakeholders
1420 – 1430	Recap Using this Course Overview, the Instructor(s) will Brief Participants about the Topics that were Discussed Today and Advise Them of the Topics to be Discussed Tomorrow
1430	Lunch & End of Day Three

Day 4

0730 – 0930	Effective Communication & Reporting Importance of Effective Communication in Project Management • Developing Communication Plans • Conducting Regular Project Meetings & Progress Reviews • Preparing Progress Reports & Status Updates • Addressing Project-Related Conflicts & Challenges
0930 – 0945	Break
0945 – 1030	Resource Management Resource Requirements for Civil Projects • Allocating Resources Efficiently • Managing Subcontractors & Vendors • Tracking Resource Utilization & Productivity • Mitigating Resource Constraints & Bottlenecks
1030 - 1230	Risk Assessment & Mitigation Identifying Project Risks & Potential Impacts • Assessing Risk Probability & Severity • Developing Risk Response Strategies • Implementing Risk Mitigation Measures • Monitoring & Controlling Project Risks

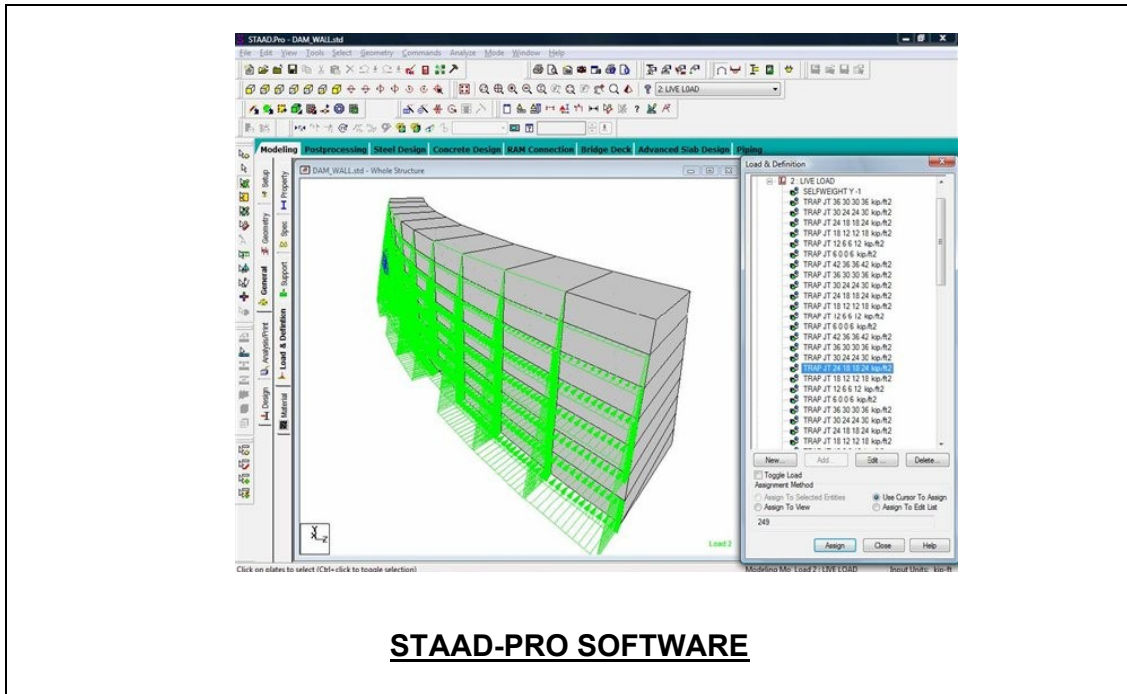
1230 – 1245	Break
1245 – 1420	Regulatory Compliance Legal & Regulatory Requirements in the Civil Engineering Field • Obtaining Necessary Permits & Approvals • Ensuring Compliance with Safety & Environmental Standards • Conducting Regular Inspections & Audits • Documenting Compliance Activities
1420 – 1430	Recap Using this Course Overview, the Instructor(s) will Brief Participants about the Topics that were Discussed Today and Advise Them of the Topics to be Discussed Tomorrow
1430	Lunch & End of Day Four

Day 5

0730 – 0830	Change Management & Issue Resolution Handling Changes & Variations in Project Scope • Change Management Processes • Strategies for Issue Resolution • Handling Project Conflicts & Disputes
0930 – 0945	Break
0945 - 1230	Performance Evaluation & Lessons Learned Evaluating Project Performance against Objectives • Conducting Post-Project Reviews & Lessons Learned Sessions • Identifying Areas for Improvement & Best Practices • Updating Project Management Processes & Templates • Implementing Continuous Improvement Strategies
1230 – 1245	Break
1245 – 1345	Case Studies & Final Project Analyzing Real-World Case Studies in Civil Engineering Project Management • Applying the Acquired Knowledge & Skills to Solve Practical Challenges • Working on a Final Project to Demonstrate Comprehensive Understanding • Presenting The Final Project & Receiving Feedback
1345 – 1400	Course Conclusion Using this Course Overview, the Instructor(s) will Brief Participants about the Course Topics that were Covered During the Course
1400 – 1415	POST-TEST
1415 – 1430	Presentation of Course Certificates
1430	Lunch & End of Course

Simulator (Hands-on Practical Sessions)

Practical sessions will be organized during the course for delegates to practice the theory learnt. Delegates will be provided with an opportunity to carryout various exercises using the “STAAD PRO” simulator.



STAAD-PRO SOFTWARE

Course Coordinator

Mari Nakintu, Tel: +971 2 30 91 714, Email: mari1@haward.org