

COURSE OVERVIEW FE0171
Inspect, Test and Maintain Piping, Flow Lines and Headers

Course Title

Inspect, Test and Maintain Piping, Flow Lines and Headers

Course Date/Venue


February 18-22, 2024/The Mouna Meeting Room, The H Dubai Hotel, Sheikh Zayed Rd - Trade Centre, Dubai, UAE

Course Reference


FE0171

Course Duration/Credits

Five days/3.0 CEUs/30 PDHs



Course Description



This practical and highly-interactive course includes various practical sessions and exercises. Theory learnt will be applied using our state-of-the-art simulators.

This course is designed to provide participants with a detailed and up-to-date overview of pipeline and piping inspection, maintenance, repairing & integrity assessment. It covers the pipeline and piping codes, piping and pipeline materials and equipment; piping vibration measurement, analysis and corrective action; the flow induced vibration, slug flow, surge, piping vibration involving control valves and other sources of vibration; the practical methods for evaluating piping vibration; and the measurement and analysis of vibration.

During this interactive course, participants will learn the options for resolving vibration, acceptance criteria and methods of piping vibration damping; the proper examination and testing as well as pressure and leak testing; the degradation mechanisms; the operation and maintenance strategies, procedures and repair techniques; the fitness-for-service and remaining life overview; and the pipeline failure, overpressure, pipeline life extension, system integrity of gas pipelines, risk-based inspections and pipeline integrity management.

Course Objectives

Upon the successful completion of this course, each participant will be able to: -

- Apply systematic techniques on pipeline and piping inspection, maintenance, repairing and integrity assessment
- Recognize the pipeline and piping codes, piping and pipeline materials and equipment
- Employ piping vibration measurement, analysis and corrective action
- Determine flow induced vibration and slug flow including surge, piping vibration involving control valves and other sources of vibration
- Apply practical methods for evaluating piping vibration and explain how to measure and analyze vibration
- Recognize the options for resolving vibration, acceptance criteria and methods of piping vibration damping
- Carryout proper examination and testing as well as pressure and leak testing
- Recognize the degradation mechanisms covering the classification of corrosion mechanisms, general wall thinning, local corrosion, crevice corrosion, pitting corrosion and etc.
- Employ operation and maintenance strategies, procedures and repair techniques
- Discuss fitness-for-service and remaining life overview
- Determine pipeline failure, overpressure, pipeline life extension, system integrity of gas pipelines, risk-based inspections and pipeline integrity management

Who Should Attend

This course provides an overview of all significant aspects and considerations of pipeline & piping inspection, maintenance, repairing & integrity assessment for engineers, maintenance staff and inspectors responsible for the integrity, maintenance and repair of pipelines and piping systems. Further, the course is essential for engineers in charge of pipeline or piping design. Project engineers, site/field engineers and piping/pipeline project managers will be very interested in the pipeline/piping installation part of the course. Senior draftsmen and technical staff in the engineering department will benefit from the pipeline/piping design part of this state-of-the-art course. The fitness-for-service and integrity techniques are based on quantitative analysis, please bring a calculator.

Exclusive Smart Training Kit - H-STK®




*Participants of this course will receive the exclusive “Haward Smart Training Kit” (H-STK®). The H-STK® consists of a comprehensive set of technical content which includes **electronic version** of the course materials, sample video clips of the instructor’s actual lectures & practical sessions during the course conveniently saved in a **Tablet PC**.*

Course Certificate(s)

Internationally recognized certificates will be issued to all participants of the course who completed a minimum of 80% of the total tuition hours.

Certificate Accreditations

Certificates are accredited by the following international accreditation organizations: -


- 

The International Accreditors for Continuing Education and Training (IACET - USA)

Haward Technology is an Authorized Training Provider by the International Accreditors for Continuing Education and Training (IACET), 2201 Cooperative Way, Suite 600, Herndon, VA 20171, USA. In obtaining this authority, Haward Technology has demonstrated that it complies with the **ANSI/IACET 2018-1 Standard** which is widely recognized as the standard of good practice internationally. As a result of our Authorized Provider membership status, Haward Technology is authorized to offer IACET CEUs for its programs that qualify under the **ANSI/IACET 2018-1 Standard**.

Haward Technology's courses meet the professional certification and continuing education requirements for participants seeking **Continuing Education Units (CEUs)** in accordance with the rules & regulations of the International Accreditors for Continuing Education & Training (IACET). IACET is an international authority that evaluates programs according to strict, research-based criteria and guidelines. The CEU is an internationally accepted uniform unit of measurement in qualified courses of continuing education.

Haward Technology Middle East will award **3.0 CEUs** (Continuing Education Units) or **30 PDHs** (Professional Development Hours) for participants who completed the total tuition hours of this program. One CEU is equivalent to ten Professional Development Hours (PDHs) or ten contact hours of the participation in and completion of Haward Technology programs. A permanent record of a participant's involvement and awarding of CEU will be maintained by Haward Technology. Haward Technology will provide a copy of the participant's CEU and PDH Transcript of Records upon request.

- 

British Accreditation Council (BAC)

Haward Technology is accredited by the **British Accreditation Council** for **Independent Further and Higher Education** as an **International Centre**. BAC is the British accrediting body responsible for setting standards within independent further and higher education sector in the UK and overseas. As a BAC-accredited international centre, Haward Technology meets all of the international higher education criteria and standards set by BAC.

Accommodation

Accommodation is not included in the course fees. However, any accommodation required can be arranged at the time of booking.

Course Fee

US\$ 5,500 per Delegate + **VAT**. This rate includes H-STK® (Haward Smart Training Kit), buffet lunch, coffee/tea on arrival, morning & afternoon of each day.

Course Instructor(s)

This course will be conducted by the following instructor(s). However, we have the right to change the course instructor(s) prior to the course date and inform participants accordingly:



Mr. Reda Hassan is a **Senior Inspection Engineer** with over **20 years** of extensive experience within the **Oil, Gas, Refinery and Petrochemical** industries. His expertise widely evolves in **Vibration System & System One/Bentley Nevada**, Risk Based Inspection (RBI) **API 580/581**, Fitness For Service (**F.F.S**), **Life Extension Analysis**, **Risk-Based Inspection (RBI)**; **Tank Inspection**; **Pressure Vessel Inspection**; **Piping Inspection**; **Construction, Installation Fabrication, Erection, Inspection, Maintenance, Operation, Rating, Repair, Alteration, Reconstruction, Pigging, Integrity Assessment, Flaw Evaluation, fitness-for-service (FFS) of Piping, Piping Inspection, Pipelines, Tanks, Fuel Storage Tanks, Boiler, Pressure Vessel, Pigging, Pump & Valve Technology, Centrifugal Pump, Machinery Bearings & Lubrication, Hydraulics, Welding Technology, Non-Destructive Testing (NDT), Cathodic Protection of Pipelines, Maintenance of Rotating Machinery and Maintenance Management & Planning.** Further, he is also well-versed in various **international codes and standards** such as **API 570, API 620, API 650, API 653, API 510, API 580, API 598, API 1104, ASME B31, ASME B31.3 and ASME B31.8.** Currently, he is the **Engineering Head of GUPCO BP (British Petroleum).**

During his career life, Mr. Reda has worked with numerous multi-national companies such as **GUPCO BP, Saipaim Engineering, Tractebel Engineering Suez, Story TransGas (STG) and SGC** for international clients as the **Technical Consultant & Trainer, Section Head Projects Engineer, Maintenance & QC Engineer, Mechanical Supervisor and NDT Supervisor.**

Mr. Reda has a **Bachelor's degree in Mechanical Engineering.** He is a **Certified Tank Inspector (API-653), a Certified Pressure Vessel Inspector (API-510), Certified Piping Inspector (API-570), a Certified Risk Based Inspector (API-580)** as well as a **Certified ASNT Level II** in Radiographic Testing (RT), Ultrasonic Testing (UT), Magnetic Particle Testing (MT) and Liquid Penetrate Testing (PT). Further, he is on the process of completing the **PMP-PMI certification** and he has delivered numerous technical courses, trainings and workshops worldwide.

Training Methodology

All our Courses are including **Hands-on Practical Sessions** using equipment, State-of-the-Art Simulators, Drawings, Case Studies, Videos and Exercises. The courses include the following training methodologies as a percentage of the total tuition hours:-

- 30% Lectures
- 20% Practical Workshops & Work Presentations
- 30% Hands-on Practical Exercises & Case Studies
- 20% Simulators (Hardware & Software) & Videos

In an unlikely event, the course instructor may modify the above training methodology before or during the course for technical reasons.

Course Program

The following program is planned for this course. However, the course instructor(s) may modify this program before or during the course for technical reasons with no prior notice to participants. Nevertheless, the course objectives will always be met:

Day 1: Sunday, 18th of February 2024

0730 – 0800	Registration & Coffee
0800 – 0815	Welcome & Introduction
0815 – 0830	PRE-TEST
0830 – 0930	Introduction to Piping, Flows Lines & Headers History of Piping, Pipeline & Headers Technology • Brief Historical Outline • Types & Classification of Pipelines • Purpose of Pipelines • Routes Across the Environments
0930 – 0945	Break
0945 – 1030	Pipeline & Piping Codes ASME B31 Piping & Pipeline Codes • ASME B31.3 Process Piping • ASME B31.4 Pipeline Transportation of Liquid Hydrocarbons & Other Liquids • ASME B31.8 Gas Transmission & Distribution Piping Systems
1030 – 1230	Pipeline & Piping Codes (cont'd) ASME Boiler & Pressure Vessel Codes • API Codes & Standards 500 Series • API Codes & Standards 600 Series • API Codes & Standards 5 Series • API Codes & Standards 1100 & 2200 Series
1230 – 1245	Break
1245 – 1420	Pipeline & Piping Codes (cont'd) ASME B16 Fitting Standards • NACE Recommended Standards, MSS-SP, PFI Standards • Fundamentals of Design, Fabrication, Operation, Maintenance & Integrity
1420 – 1430	Recap Using this Course Overview, the Instructor(s) will Brief Participants about the Topics that were Discussed Today and Advise Them of the Topics to be Discussed Tomorrow
1430	Lunch & End of Day One

Day 2: Monday, 19th of February 2024

0730 – 0930	Piping & Pipeline Materials & Equipment Overview of Ferrous Pipe & Pipeline Materials • Carbon & Alloy Steels • Practical Aspects of Metallurgical Properties • Chemistry & Material Test Reports
0930 – 0945	Break
0945 – 1100	Piping & Pipeline Materials & Equipment (cont'd) Fabrication of Line Pipe & Forged Fittings • Mechanical Properties: Strength & Toughness • Ductile & Brittle Fracture • API 5L & ASTM Material Specifications • Markings on Pipe & Fittings
1100 – 1230	Piping Vibration Measurement, Analysis & Corrective Action Flow Induced Vibration & Slug Flow (water hammer) • Surge (Pressure Wave Water Hammer) • Piping Vibration Involving Control Valves • Other Sources of Vibration
1230 – 1245	Break



1245 – 1420	Piping Vibration Measurement, Analysis & Corrective Action (cont'd) Practical Methods for Evaluating Piping Vibration • How to Measure Vibration • How to Analyze Vibration & Decide if it is Acceptable
1420 – 1430	Recap Using this Course Overview, the Instructor(s) will Brief Participants about the Topics that were Discussed Today and Advise Them of the Topics to be Discussed Tomorrow
1430	Lunch & End of Day Two

Day 3: Tuesday, 20th of February 2024

0730 – 0930	Piping Vibration Measurement, Analysis & Corrective Action (cont'd) Options for Resolving Vibration • Acceptance Criteria (ASME B31 Series) • Methods of Piping Vibration Damping • Simple Piping Vibration Problems • Case Studies • Open Session with Student Vibration Problems • Vibration Simulator
0930 – 0945	Break
0945 – 1100	Examination, Inspection & Testing Weld Inspection Techniques • Liquid Penetrant Testing: Advantages & Limitations • Magnetic Particle Testing: Advantages & Limitations • Radiographic Testing: Advantages & Limitations • Ultrasonic Testing: Advantages & Limitations • Eddy Current, Acoustic Emission, Thermography
1100 – 1230	Examination, Inspection & Testing (cont'd) Pulsed Eddy Current Inspections Through Insulation • Pigging Technology: Overview of Utility & Smart Pigs • Overview of 49CFR Regulations for In-Line Inspections • What to Inspect & How • Workmanship Standards (ASME B31) • Integrity Standards (B31G, API 1104, API 579) • Application of Inspections & Analysis of Results
1230 – 1245	Break
1245 – 1420	Pressure & Leak Testing The Difference Between Leak Testing & Pressure Testing • Review of Different Testing Techniques • The Purpose of Hydrostatic Test • How to Conduct a Hydrostatic test • Pipeline & Piping Systems Testing • Pneumatic Testing
1420 – 1430	Recap Using this Course Overview, the Instructor(s) will Brief Participants about the Topics that were Discussed Today and Advise Them of the Topics to be Discussed Tomorrow
1430	Lunch & End of Day Three

Day 4: Wednesday, 21st of February 2024

0730 – 0930	Degradation Mechanisms Introduction to Practical Corrosion • Classification of Corrosion Mechanisms • General Wall Thinning • Local Corrosion: Galvanic Effects • Crevice Corrosion • Pitting Corrosion
0930 – 0945	Break
0945 – 1100	Degradation Mechanisms (cont'd) Environmental Effects • Hydrogen & H ₂ S Effects • Microbiological Corrosion • Corrosion Control & Protection • Cathodic Protection Overview
1100 – 1230	Operation & Maintenance Strategies & Procedures Fundamentals of Maintenance Practice • Corrective & Predictive Maintenance
1230 – 1245	Break



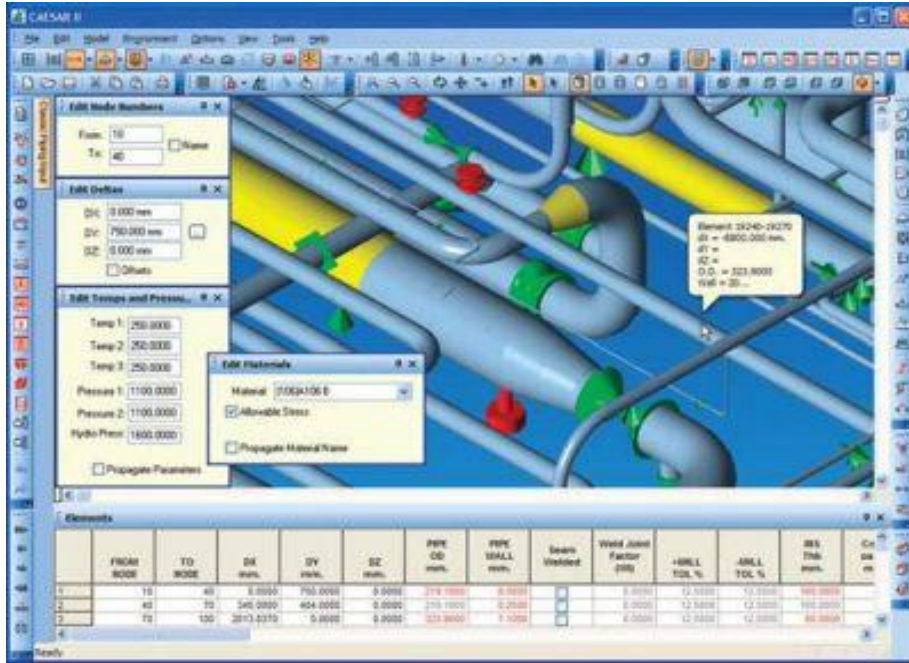
1245 – 1420	Operation & Maintenance Strategies & Procedures (cont'd) <i>Reliability Engineering: Maintenance Analysis & Trending</i>
1420 – 1430	Recap <i>Using this Course Overview, the Instructor(s) will Brief Participants about the Topics that were Discussed Today and Advise Them of the Topics to be Discussed Tomorrow</i>
1430	<i>Lunch & End of Day Four</i>

Day 5: Thursday, 22nd of February 2024

0730 – 0930	Fitness-for-Service & Remaining Life Overview <i>Making Run-or-Repair Decisions • Analysis of Inspection Results: Integrity Management • How to Evaluate Wall Thinning • Application of ASME B31G to Determine Remaining Life</i>
0930 – 0945	<i>Break</i>
0945 – 1100	Fitness-for-Service & Remaining Life Overview (cont'd) <i>Application of API 579 to General & Local Corrosion • Application of API 579 to Analyze Pitting • Analysis of Dents & Gouges in Pipelines • Introduction to Fracture Mechanic • How to Evaluate Cracks in Piping & Pipelines</i>
1100 – 1230	Repair Techniques <i>The New ASME Repair Standards • The Fundamentals of Repair Packages • Welding on Line (In-Service) • Pipe & Component Replacement • Grinding & Welding • Welded Sleeve: Type A & Type B • Flush Patch Repair • Fillet Welded Patch • Weld Overlay Repair • Mechanical Clamp with Sealant Injection • Mechanical Clamp without Sealant Injection • Insertion Liners • Painted & Brushed Liners • Pipe Coating</i>
1230 – 1245	<i>Break</i>
1245 – 1345	System Integrity <i>Pipeline Failure, Overpressure • Pipeline Life Extension • System Integrity of Gas Pipelines • Risk-based Inspections • Pipeline Integrity Management • CAESAR II</i>
1345 – 1400	Course Conclusion <i>Using this Course Overview, the Instructor(s) will Brief Participants about the Course Topics that were Covered During the Course</i>
1400 – 1415	POST-TEST
1415 – 1430	<i>Presentation of Course Certificates</i>
1430	<i>Lunch & End of Course</i>

Simulator (Hands-on Practical Sessions)

Practical sessions will be organized during the course for delegates to practice the theory learnt. Delegates will be provided with an opportunity to carryout various exercises using the **state-of-the-art** simulators “CAESAR II” and “iLearnVibration”.



CAESAR II



iLearnVibration Simulator

Course Coordinator

Kamel Ghanem, Tel: +971 2 30 91 714, Email: kamel@haward.org