

COURSE OVERVIEW FE0661
Eddy Current ASNT Level-I Training & Certification
(ASNT, SNT-TC-1A)

Course Title

Eddy Current ASNT Level-I Training & Certification
 (ASNT, SNT-TC-1A)

Course Reference

FE0661

Course Duration/Credits


Five days (40 hours)/4.0 CEUs/40 PDHs

Course Date/Venue

Session(s)	Date	Venue
1	August 04-08, 2024	Al Aziziya Hall, The Proud Hotel Al Khobar, Al Khobar, KSA
2	November 03-07, 2024	Boardroom, Warwick Hotel Doha, Doha, Qatar



Course Description



This practical and highly-interactive course includes various practical sessions and exercises. Theory learnt will be applied using our state-of-the-art equipment.

This course is designed to provide participants the theory lectures and practical training with a preliminary understanding of Eddy Current Testing (ECT) as per the ASNT Recommended Practice No. SNT-TC-1A for Personnel Qualification and Certification in Non-destructive Testing.



During this interactive course, participants will learn the historical, developmental process, basic physics and controlling principles of eddy current testing; the eddy current theory; the types of eddy current sensing elements covering probes and factors affecting choice of sensing elements; the selection of inspection parameters; and the readout mechanisms.



The course will cover the effects of impedance on instrumentation; electromagnetic theory; and the readout mechanisms of calibrated or uncalibrated meters, impedance plane displays, data recording systems, alarms and lights; and the numerical readouts, marking systems, sorting gates and tables, cutoff saw or shears and automation.

Sample Questions for general examinations are presented in the separate question booklets that can be obtained from ASNT International Service Center. Participants will further demonstrate familiarity with and ability to operate the necessary equipment for ECT, record and analyse the resultant information to the degree required as well as test flawed specimen and component and analyse the results of NDT as part of the practical training.

At the completion of the course, participants will be appearing for a Level I exam. Each candidate will be a 'Certified ASNT NDT Level I in Eddy Current Testing' upon successfully passing the examination with a minimum passing composite grade of at least 80 percent (%).

Course Objectives

Upon the successful completion of this course, each participant will be able to:-

- Get certified as a “*Certified ASNT Level I in Eddy Current Testing*”
- Enhance the knowledge and skills and qualify in the following topic according to ASNT requirements (SNT-TC-1A)
- Discuss the historical and developmental process including the basic physics and controlling principles of eddy current testing
- Explain the eddy current theory covering the generation of eddy currents by means of an AC field and the effect of fields created by eddy currents (impedance changes)
- Identify the effects of impedance on instrumentation and the properties of eddy current
- Recognize the various types of eddy current sensing elements comprising of probes and factors affecting choice of sensing elements
- Select inspection parameters that include frequency, coil drive, hall element drive, channel gain, display sensitivity selections, standardization, filtering and thresholds
- Describe readout mechanisms covering calibrated or uncalibrated meters, impedance plane displays, data recording systems, alarms, lights, etc
- Recognize numerical readouts, marking systems, sorting gates and tables, cutoff saw or shears and automation and feedback

Exclusive Smart Training Kit - H-STK®



Participants of this course will receive the exclusive “Haward Smart Training Kit” (H-STK®). The H-STK® consists of a comprehensive set of technical content which includes **electronic version** of the course materials conveniently saved in a **Tablet PC**.

Who Should Attend

This course provides an overview of all significant aspects and considerations of eddy current testing in accordance with the ASNT international standard for all engineers and other technical staff working in the field of welding technology and quality assurance of welded joints using current testing and in order to investigate material with such technique.

Exam Eligibility & Structure

Exam Candidates shall have the following minimum pre-requisites:-

Initial Training & Experience Levels			
Level	Training Hours	Minimum Hours in ECT Method	Total Hours in NDT
I	40	210	400
II	40	630	1200

The experience shall consist of time at NDT Level I or equivalent. If a person is being qualified directly to NDT Level II with no time at NDT Level I, the experience (both Method and Total NDT) shall consist of the sum of the hours for NDT Level I and Level II and the training shall consist of the sum of the hours for NDT Level I and Level II.

Examinations Category & Criteria

Vision Examinations

- Near-Vision Acuity
 - This examination will ensure natural or corrected near-distance acuity in at least one eye such that the applicant is capable of reading a minimum of Jaeger Number 2 or equivalent type and size letter at the distance designated on the chart but not less than 12 inches (30.5 cm) or a standard Jaeger test chart. The ability to perceive an Ortho-Rater minimum of 8 or similar test pattern is also acceptable. This examination shall be administered annually.
- Color Contrast Differentiation
 - This examination will demonstrate the capability of distinguishing and differentiating contrast among colors or shades of gray used in the method as determined by the employer. This shall be conducted upon initial certification and at five-year intervals thereafter

General (Written)

- This examination will address the basic principles of the applicable method
- The NDT Level III will provide appropriate questions covering the applicable method to the degree required by the employer's written practice
- The minimum number of examination questions that will be given is 40

Specific (Written)

- This examination will address the equipment, operating procedures and NDT techniques that the individual may encounter during specific assignments to the degree required by the employer's written practice
- The specific examination will also cover the specifications or codes and acceptance criteria used in the employer's NDT procedures
- The minimum number of examination questions that will be given is 20

Practical

- The candidate shall demonstrate familiarity with and ability to operate the necessary NDT equipment, record and analyse the resultant information to the degree required

- At least one flawed specimen or component shall be tested and the results of the NDT analysed by the candidate
- The description of the specimen, the NDT procedure including check points and the results of the examination shall be documented
- Proficiency shall be demonstrated in performing the applicable NDT technique on one or more specimens or machine problems approved by the NDT Level III and in evaluating the results to the degree of responsibility as described in the employer's written practice. At least ten (10) different checkpoints requiring an understanding of test variables and the employer's procedural requirements will be included. The candidate shall detect all discontinuities and conditions specified by the NDT Level III.

Note: While it is normal to score the practical on a percentile basis, practical examinations will contain check points that failure to successfully complete will result in failure of the examination

Additional Criteria

All written examinations will be closed-book except that necessary data such as graphs, tables, specifications, procedures, codes, etc., may be provided during the examination. All questions are approved by the responsible NDT Level III.

Training Methodology

All our Courses are including **Hands-on Practical Sessions** using equipment, State-of-the-Art Simulators, Drawings, Case Studies, Videos and Exercises. The courses include the following training methodologies as a percentage of the total tuition hours:-

- 30% Lectures
- 20% Practical Workshops & Work Presentations
- 30% Hands-on Practical Exercises & Case Studies
- 20% Simulators (Hardware & Software) & Videos

In an unlikely event, the course instructor may modify the above training methodology before or during the course for technical reasons.

Course Fee

Al Khobar	US\$ 6,150 per Delegate + VAT . This rate includes H-STK [®] (Haward Smart Training Kit), buffet lunch, coffee/tea on arrival, morning & afternoon of each day.
Doha	US\$ 6,000 per Delegate. This rate includes H-STK [®] (Haward Smart Training Kit), buffet lunch, coffee/tea on arrival, morning & afternoon of each day.

Accommodation

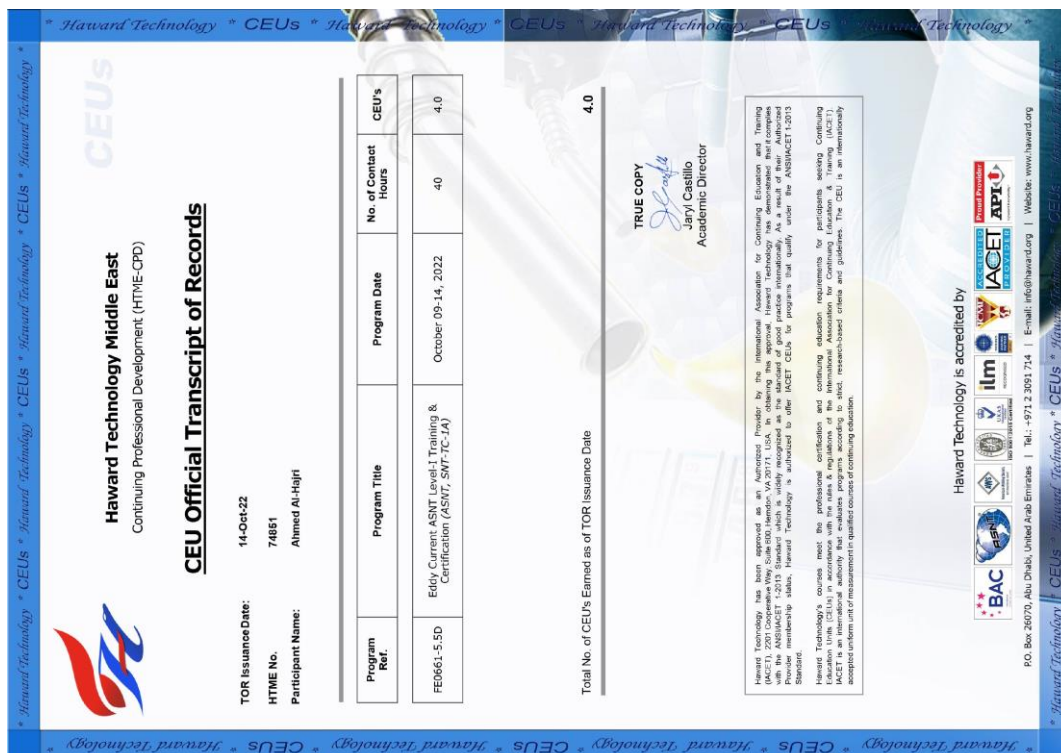
Accommodation is not included in the course fees. However, any accommodation required can be arranged at the time of booking.

Qualification Certificate(s)

- (1) Internationally recognized Qualification Certificates will be issued to participants who have successfully completed the course and passed the exam at the end of the course. Successful candidate will be certified as an “ASNT Level I in Eddy Current Testing”. Qualification Certificate is valid for 5 years.




- (2) Official Transcript of Records will be provided to the successful delegates with the equivalent number of ANSI/IACET accredited Continuing Education Units (CEUs) earned during the course.



Certificate Accreditations

Haward Technology is accredited by the following international accreditation

- 
The American Society for Nondestructive Testing (ASNT)

Haward Technology has certain instructors who are certified by **The American Society for Nondestructive Testing (ASNT)** and are authorized to conduct ASNT's certification programs for specific NDT methods. ASNT is the world's largest technical society for nondestructive testing (NDT) that provides a forum for exchange of NDT technical information, NDT educational materials and programs, and standards and services for the qualification and certification of NDT personnel.

- 
The International Accreditors for Continuing Education and Training (IACET - USA)

Haward Technology is an Authorized Training Provider by the International Accreditors for Continuing Education and Training (IACET), 2201 Cooperative Way, Suite 600, Herndon, VA 20171, USA. In obtaining this authority, Haward Technology has demonstrated that it complies with the **ANSI/IACET 2018-1 Standard** which is widely recognized as the standard of good practice internationally. As a result of our Authorized Provider membership status, Haward Technology is authorized to offer IACET CEUs for its programs that qualify under the **ANSI/IACET 2018-1 Standard**.

Haward Technology's courses meet the professional certification and continuing education requirements for participants seeking **Continuing Education Units (CEUs)** in accordance with the rules & regulations of the International Accreditors for Continuing Education & Training (IACET). IACET is an international authority that evaluates programs according to strict, research-based criteria and guidelines. The CEU is an internationally accepted uniform unit of measurement in qualified courses of continuing education.

Haward Technology Middle East will award **4.0 CEUs** (Continuing Education Units) or **40 PDHs** (Professional Development Hours) for participants who completed the total tuition hours of this program. One CEU is equivalent to ten Professional Development Hours (PDHs) or ten contact hours of the participation in and completion of Haward Technology programs. A permanent record of a participant's involvement and awarding of CEU will be maintained by Haward Technology. Haward Technology will provide a copy of the participant's CEU and PDH Transcript of Records upon request.

- 
British Accreditation Council (BAC)

Haward Technology is accredited by the **British Accreditation Council for Independent Further and Higher Education** as an **International Centre**. BAC is the British accrediting body responsible for setting standards within independent further and higher education sector in the UK and overseas. As a BAC-accredited international centre, Haward Technology meets all of the international higher education criteria and standards set by BAC.

Course Instructor(s)

This course will be conducted by the following instructor(s). However, we have the right to change the course instructor(s) prior to the course date and inform participants accordingly:



Mr. Luis Lopez is a **Senior Inspection Engineer** with extensive experience within the **Oil & Gas, Petrochemical and Refinery** industries. His expertise widely covers in the areas of **Thermography, Thermal Infrared Testing, Radiographic Film Interpretation, Visual Testing, Phased Array Ultrasonic Testing, Ultrasonic Testing, Magnetic Particle Testing, Liquid Penetrant Testing, Non-destructive Testing, NDT Methods & Applications, Electromagnetic Testing, Hydrostatic Leak**

Testing, Eddy Current Testing, Valve Inspection & Testing, Codes & Standards Interpretation, Corrosion Engineering, Corrosion & Metallurgy, Welding & Corrosion Engineering, Welding Metrology, International Welding Codes, Practical Welding Technology, Plastic Pipe Welding, Welding Inspection, Welding Defects Analysis, Welding Joints & Coating Inspection, Post Weld Heat Treatment, Hardness Testing, Welding Electrodes Monitoring & Control, Pipe Testing, Piping System, Steel Structures, Metals Casting, Crane Functional Testing & Load Testing, Hydrotesting, Pressure Testing Procedure, Pressure Equipment Calibration, Stream Inspection, Corrosion Evaluation, Casting Products Inspection and Raw Materials Inspection. He is currently the **Senior NDT Instructor** of **SETE** wherein he is deeply involved in thermography, NDT qualification and certification of personnel.

During his career life, Mr. Lopez gained his practical and field experience through his various significant positions and dedication as the **Technical Manager, NDT Instructor, NDT Manager & Instructor, NDT Inspector, NDT Offshore Inspector & Quality Control, Phased Array Ultrasonic Technician and Radiographic Testing Technician** for various international companies such as the JP Inspections, Nova Inspection, NSD Services, Cotemar, UNISPEC Inspection and Ruiver.

Mr. Lopez holds a **Diploma in Professional Mechanical & Electrical Technician**. Further, he is a **Certified Instructor/Trainer, a Certified Internal Verifier/Assessor/Trainer** by the **Institute of Leadership and Management (ILM)**, a **Certified ASNT-NDT Level III Inspector** in Infrared & Thermal Testing (**IR**), Liquid Penetrant Testing (**PT**), Magnetic Particle Testing (**MT**), Ultrasonic Testing (**UT**), Visual Testing (**VT**), Radiography Testing (**RT**), Leak Testing (**LT**), Electromagnetic Testing (**ET**), **Certified Welding Inspection & Metallurgy Professional (API 577)** and a **Certified AWS-CWI Welding Inspector**. He has further delivered numerous trainings, courses, workshops, seminars and conferences internationally.

Course Program

The following program is planned for this course. However, the course instructor(s) may modify this program before or during the course for technical reasons with no prior notice to participants. Nevertheless, the course objectives will always be met:

Day 1

0730 – 0800	Registration & Coffee
0800 – 0815	Welcome & Introduction
0815 – 0830	PRE-TEST
0830 – 0930	Introduction to Eddy Current Testing Historical & Developmental Process • Basic Physics & Controlling Principles
0930 – 0945	Break
0945 – 1200	Electromagnetic Theory: Eddy Current Theory Generation of Eddy Currents by Means of an AC Field
1200 – 1300	Lunch
1300 – 1500	Electromagnetic Theory: Eddy Current Theory (cont'd) Effects of Fields Created by Eddy Currents (Impedance Changes)
1500 – 1515	Break
1515 – 1650	Electromagnetic Theory: Eddy Current Theory (cont'd) Effect of Change of Impedance on Instrumentation • Properties of Eddy Current
1650 – 1700	Recap
1700	End of Day One

Day 2

0730 – 0930	Lab Demonstration Generation of Z-curves with Conductivity Samples
0930 – 0945	Break
0945 – 1200	Lab Demonstration (cont'd) Generation of Lift-Off Curves
1200 – 1300	Lunch
1300 – 1500	Types of Eddy Current Sensing Elements Probes (Types of Arrangements, Modes of Operation, Theory of Operation, Hall Effect Sensors, Applications, Advantages, Limitations)
1500 – 1515	Break
1515 – 1650	Types of Eddy Current Sensing Elements (cont'd) Factors Affecting Choice of Sensing Elements (Type of Part to be Inspected, Type of Discontinuity to be Detected, Speed of Testing Required, Amount of Testing (Percentage) Required, Probable Location of Discontinuity)
1650 – 1700	Recap
1700	End of Day Two

Day 3

0730 – 0930	Selection of Inspection Parameters Frequency • Coil Drive: Current/Voltage
0930 – 0945	Break
0945 – 1200	Selection of Inspection Parameters (cont'd) Hall Element Drive: Current/Voltage • Channel Gain
1200 – 1300	Lunch
1300 – 1500	Selection of Inspection Parameters (cont'd) Display Sensitivity Selections • Standardization

1500 – 1515	Break
1515 – 1650	Selection of Inspection Parameters (cont'd) Filtering • Thresholds
1650 – 1700	Recap
1700	End of Day Three

Day 4

0730 – 0930	Readout Mechanisms Calibrated or Uncalibrated Meters • Impedance Plane Displays • Data Recording Systems
0930 – 0945	Break
0945 – 1200	Readout Mechanisms (cont'd) Alarms, Lights, etc • Numerical Readouts
1200 – 1300	Lunch
1300 – 1500	Readout Mechanisms (cont'd) Marking Systems • Sorting Gates & Tables
1500 – 1515	Break
1515 – 1650	Readout Mechanisms (cont'd) Cutoff Saw or Shears • Automation & Feedback
1650 – 1700	Recap
1700	End of Day Four

Day 5

0730 – 0830	Lab Demonstration Demo Filter Effects on Rotating Reference Standards • Demo Lift-Off effects
0830 – 0930	Lab Demonstration (cont'd) Demo Frequency Effects
0930 – 0945	Break
0945 – 1030	Lab Demonstration (cont'd) Demo Rotational & Forward Speed Effects
1030 – 1115	Lab Demonstration (cont'd) Generate a Z-Curve with Conductivity Standards
1115 – 1215	Lunch
1215 – 1415	Theoretical Examination
1415 – 1430	Break
1430 – 1530	Theoretical Examination (cont'd)
1530 – 1630	Practical Examination
1630 – 1645	Course Conclusion
1645 – 1700	Presentation of Course Certificates
1700	End of Course

Practical Sessions

Practical sessions will be organized during the course for delegates to practice the theory learnt. Delegates will be provided with an opportunity to carryout welding inspection using the “AWS Tool Kit”, “Structural Weld Replica Kit” and liquid penetrant testing and calibration using the “Ultrasonic Flow Detector Testing Kit” and “Ultrasonic Flawed Specimen Test Components” suitable for classroom training.





Ultrasonic Flow Detector Testing Kit



Ultrasonic Testing Package USM 36



Course Coordinator

Mari Nakintu, Tel: +971 2 30 91 714, Email: mari1@haward.org