

COURSE OVERVIEW FE0040-4D

ASME B31 Piping & Pipeline Design, Construction, Inspection, Pigging, Maintenance, Repair & Integrity Assessment (ASME B31, API 570 & API 579 Standards)

Course Title

ASME B31 Piping & Pipeline Design, Construction, Inspection, Pigging, Maintenance, Repair & Integrity Assessment (ASME B31, API 570 & API 579 Standards)

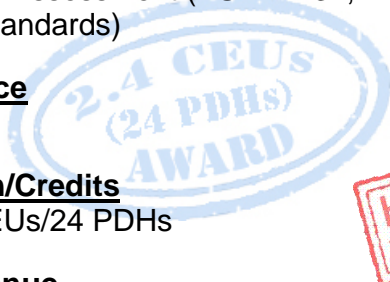


Course Reference

FE0040-4D

Course Duration/Credits

Four days/2.4 CEUs/24 PDHs



Course Date/Venue

Session(s)	Date	Venue
1	June 03-06, 2024	Boardroom 1, Elite Byblos Hotel Al Barsha, Sheikh Zayed Road, Dubai, UAE
2	September 09-12, 2024	Ajman Meeting Room, Grand Millennium Al Wahda Hotel, Abu Dhabi, UAE


Course Description



This practical and highly-interactive course includes various practical sessions and exercises. Theory learnt will be applied using our state-of-the-art simulators.



This course provides a comprehensive coverage of the ASME B31 Code requirements. It has been completely revised, reorganized and updated, and includes descriptions of important new requirements of ASME B31, including the philosophy behind the changes. Further, the course has been enriched with the latest requirements of the API 570 and API 579.



General topics in the course include: Code organization and intent, pressure design, design for sustained loads including support design, flexibility analysis, equipment loads, expansion joints, supports and restraints, materials, fabrication, examination, testing, pigging, and, for existing piping & pipeline systems: risk-based inspection, pigging, maintenance, repair, rehabilitation, fitness-for-service and mechanical integrity.

Applications of these concepts, including simple hand analysis methods and computer-based analysis methods, will be demonstrated. Examples of the required analysis and sources of further information will be provided.

The course covers design, fabrication, examination and testing requirements of ASME B31. It covers Code requirements from design through start-up of new piping & pipeline systems, as well as standards for inspection, integrity and repair of piping & pipeline systems that have been in service, as provided in API 570 and API 579. The course covers the practical aspects of piping and pipeline integrity, maintenance and repair. Participants will be introduced to the technical basis of the ASME and API integrity rules, and their application to case studies and exercises. The participants will be able to recognize causes of degradation in-service, whether mechanically induced (pressure, vibration, fatigue, pressure transients, external damage) or due to corrosion (wall thinning, pitting, cracking), and apply integrity analysis techniques to make run-or-repair decisions.

The course provides a working knowledge of the Code, how it is organized, its intent, the basis for requirements, including both design and construction (fabrication, erection and testing) aspects. It provides a foundation of knowledge necessary for those responsible for assuring the mechanical integrity of existing systems, as well as those responsible for designing and constructing new systems. The participants will become knowledgeable in the technical basis and application of ASME B31.3, B31.4 and B31.8 piping codes, ASME B31G, API 570 and API 579 Fitness-for-Service and Flaw Evaluation.

Course Objectives

Upon the successful completion of this course, each participant will be able to:-

- Apply an in-depth knowledge and skills in pipeline inspection using intelligent pigging
- Design, analyze, fabricate and install new piping and pipeline systems according to the latest revision of ASME B31 Code and have a working knowledge of the Code, how it is organized, its intent, the basis for requirements and the philosophy behind the new changes
- Inspect, maintain, repair and assess the integrity of existing (in-service) piping and pipeline systems according to API 570 and API 579 Codes and recognize the causes of degradation, whether mechanically induced (pressure, vibration, fatigue, pressure transients, external damage) or due to corrosion (wall thinning, pitting, cracking)
- Implement the physical phenomena which affect the design of piping and pipeline systems including the ASME formulas and other methods by which these phenomena can be analyzed to determine resulting stresses, evaluation of those stresses relative to ASME code limitations, and the methods by which piping and pipeline systems are fabricated, inspected and tested
- Identify the technical basis of the ASME and API integrity rules and apply integrity analysis techniques to make run-or-repair decisions
- Make the right decisions for the development of new piping/pipeline pigging systems, the operation of existing systems and the selection of cleaning pigs and ILI tools

Exclusive Smart Training Kit - H-STK®



Participants of this course will receive the exclusive “Haward Smart Training Kit” (H-STK®). The H-STK® consists of a comprehensive set of technical content which includes **electronic version** of the course materials, sample video clips of the instructor’s actual lectures & practical sessions during the course conveniently saved in a **Tablet PC**.

Who Should Attend

This course provides an overview of all practical aspects and considerations of pipeline inspection using intelligent pigging for those who are involved in the design, analysis, fabrication, installation, inspection, repair, pigging, rehabilitation, integrity assessment, maintenance or ownership of piping & pipeline systems. Engineers, Draftsmen, maintenance, inspection, quality assurance, and manufacturing personnel who work in the chemical, petrochemical, petroleum, utility, plastic processing, pulp and paper, and manufacturing fields will find it a time-saving means to broaden and update their knowledge of piping & pipeline systems. Those who must comply with Code requirements will benefit from the practical approach presented in this course in obtaining satisfactory and economical piping & pipeline systems.

Training Methodology

All our Courses are including **Hands-on Practical Sessions** using equipment, State-of-the-Art Simulators, Drawings, Case Studies, Videos and Exercises. The courses include the following training methodologies as a percentage of the total tuition hours:-

- 30% Lectures
- 20% Practical Workshops & Work Presentations
- 30% Hands-on Practical Exercises & Case Studies
- 20% Simulators (Hardware & Software) & Videos

In an unlikely event, the course instructor may modify the above training methodology before or during the course for technical reasons.

Course Fee

US\$ 4,500 per Delegate + **VAT**. This rate includes H-STK® (Haward Smart Training Kit), buffet lunch, coffee/tea on arrival, morning & afternoon of each day.

Accommodation


Accommodation is not included in the course fees. However, any accommodation required can be arranged at the time of booking.

Course Certificate(s)

Internationally recognized certificates will be issued to all participants of the course who completed a minimum of 80% of the total tuition hours.

Certificate Accreditations

Certificates are accredited by the following international accreditation organizations: -


- 

The International Accreditors for Continuing Education and Training (IACET - USA)

Haward Technology is an Authorized Training Provider by the International Accreditors for Continuing Education and Training (IACET), 2201 Cooperative Way, Suite 600, Herndon, VA 20171, USA. In obtaining this authority, Haward Technology has demonstrated that it complies with the **ANSI/IACET 2018-1 Standard** which is widely recognized as the standard of good practice internationally. As a result of our Authorized Provider membership status, Haward Technology is authorized to offer IACET CEUs for its programs that qualify under the **ANSI/IACET 2018-1 Standard**.

Haward Technology’s courses meet the professional certification and continuing education requirements for participants seeking **Continuing Education Units** (CEUs) in accordance with the rules & regulations of the International Accreditors for Continuing Education & Training (IACET). IACET is an international authority that evaluates programs according to strict, research-based criteria and guidelines. The CEU is an internationally accepted uniform unit of measurement in qualified courses of continuing education.

Haward Technology Middle East will award **2.4 CEUs** (Continuing Education Units) or **24 PDHs** (Professional Development Hours) for participants who completed the total tuition hours of this program. One CEU is equivalent to ten Professional Development Hours (PDHs) or ten contact hours of the participation in and completion of Haward Technology programs. A permanent record of a participant’s involvement and awarding of CEU will be maintained by Haward Technology. Haward Technology will provide a copy of the participant’s CEU and PDH Transcript of Records upon request.

- 

British Accreditation Council (BAC)

Haward Technology is accredited by the **British Accreditation Council for Independent Further and Higher Education** as an **International Centre**. BAC is the British accrediting body responsible for setting standards within independent further and higher education sector in the UK and overseas. As a BAC-accredited international centre, Haward Technology meets all of the international higher education criteria and standards set by BAC.



Course Instructor(s)

This course will be conducted by the following instructor(s). However, we have the right to change the course instructor(s) prior to the course date and inform participants accordingly:



Mr. Den Bazley, PE, BSc, is a Senior Piping & Pipeline Engineer with over 25 years of industrial experience within Oil, Gas, Petrochemical and Power industries. His specialization widely covers ASME B31 Piping & Pipeline Design, Construction, Operation, Inspection, Pigging, Maintenance, Repair & Integrity Assessment, Process Equipment, Maintenance Management, Reliability Management, Reliability Centred Maintenance (RCM), Total Plant Maintenance (TPM) and Reliability-Availability-Maintainability (RAM), Engineering Drawings, Codes & Standards, P&ID Reading, Interpretation & Developing. His experience covers Design, Construction and Maintenance of Storage Tank, Hydraulic Control Valves, Rotating and Static Equipment including Safety Relief Valves, Boilers, Pressure Vessels, Tanks, Heat Exchangers, Bearings, Compressors, Pumps, Pipelines, Motors, Turbines, Gears, Lubrication Technology and Mechanical Seals. Further, he has experience in Waste Water Treatment, Water Treatment, Welding, NDT, Vehicle Fleet and Budgeting & Cost Control. He is well-versed in CMMS and various International Standards including ISO 14001.

During his career life, Mr. Bazley has gained his practical and field experience through his various significant positions and dedication as the **General Manager, Branch Manager, Refinery Chairman, Engineering Manager, Maintenance Engineer, Construction Engineer, Project Engineer, Mechanical Engineer, Associate Engineer, Oil Process Engineer, Mechanical Services Superintendent, Quality Coordinator, Planning Coordinator, Consultant/Instructor, Lecturer/Trainer** and **Public Relations Officer** for numerous international companies like **ESSO, FFS Refinery, Dorbyl Heavy Engineering (VECOR), Vandenberg Foods (Unilever), Engen Petroleum, Royle Trust and Pepsi-Cola.**

Mr. Bazley is a **Registered Professional Engineer** and has a **Bachelor's degree in Mechanical Engineering**. Further, he is a **Certified Engineer** (Government Certificate of Competency GCC Mechanical Pretoria), a **Certified Instructor/Trainer**, a **Certified Internal Verifier/Assessor/Trainer** by the **Institute of Leadership and Management (ILM)**, an active member of the **Institute of Mechanical Engineers (IMEchE)** and has delivered numerous trainings, courses, seminars and workshops internationally.





Course Program

The following program is planned for this course. However, the course instructor(s) may modify this program before or during the course for technical reasons with no prior notice to participants. Nevertheless, the course objectives will always be met:

Day 1

0730 – 0800	Registration & Coffee
0800 – 0815	Welcome & Introduction
0815 – 0830	PRE-TEST
0830 – 0900	Introduction History of Piping & Pipeline Technology • Overview of Codes and Standards • Difference Between Design Codes and Integrity Codes • ASME B31 Piping & Pipeline Codes • ASME B&PV Pressure Vessel Codes • API Tank Standards • API Pipeline Inspection Standards • ASME B16 Fitting Standards • NACE, MSS-SP, PFI Standards • Company Policies and Regulations
0900 - 0945	Materials Overview of Ferrous Pipe and Pipeline Materials • Carbon and Alloy Steels • Chemistry & Positive Material Identification • Introduction to Metallurgy of Base Metal & Welds • Heat Treatment: When and Why • Fabrication of Line Pipe & Forged Fittings • Mechanical Properties: Strength and Toughness • Ductile and Brittle Fracture • API 5L and ASTM Material Specifications • Marking Pipe and Fittings
0945 – 1000	Break
1000 – 1115	Metallic Pipe and Fitting Selection Piping System Failure, Bases for Selection, Listed versus Unlisted Piping Components, Fluid Service Requirements, Pipe, Joining Method, Fittings, Branch Connections, Flanges, Gaskets, Bolting
1115 – 1215	Design Pressure & Failure Margins How to Establish the System Design Pressure • Introduction to Pressure Relief Valves • Pipe and Pipeline Sizing Formula with Applications • Factors Affecting Flow and Throughput • Flange and Fitting Class: Origins and Application • Branch Reinforcement, Stopple and Hot Taps
1215 – 1230	Break
1230 – 1400	Valve Selection Code Requirements, Selection by Valve Type
1400 – 1420	Flanged Joint Design & Bolt-Up Design, Bolt-Up
1420 – 1430	Recap Using this Course Overview, the Instructor(s) will Brief Participants about the Topics that were Discussed Today and Advise Them of the Topics to be Discussed tomorrow
1430	Lunch & End of Day One

Day 2

0730 – 0830	Layout, Support & Reactions General Considerations • Sustained loads • Displacement Loads • Support Spacing • Support Locations • Support Elements • Fixing Problems • Reaction Design Criteria • Fabricated Equipment • Rotating Equipment • Supports • Flanged Joints • Cold Spring
-------------	---





0830 – 0930	<p>Flexibility & Flexibility Analysis <i>General Considerations • Friction • Stress Intensification • Elbow Flexibility • Thermal Expansion • Spring Hangers • The Displacement Load Analysis • Elastic Follow-up Fixing Problems • Cautions • When to Perform a Detailed Analysis • Computer Program Attributes • Considerations • Typical Errors • Sample Computer Flexibility Analysis • Flexibility Analysis Example</i></p>
0930 – 0945	Break
0945 – 1100	<p>Designing with Expansion Joints <i>Types of Expansion Joints, Pressure Thrust, Installation of Expansion Joints, Metal Bellows Expansion Joints, Other Considerations</i></p>
1100 – 1200	<p>Fabrication and Installation <i>Welder/Brazer Qualification, Welding Processes, Weld Preparation, Typical Welds, Preheating and Heat Treatment, Bending and Forming, Typical Owner Added Requirements, Installation</i></p>
1200 – 1215	Break
1215 – 1330	<p>Risk-Based Inspection & Integrity Management <i>Failure Modes: Leak, Break and Fracture • A Practical Approach to Assessing Damage Mechanisms • Predicting Remaining Life of Piping and Pipelines • Making Run-or-Repair Decisions • Analysis of Inspection Results: Integrity Management • Company Policies and Regulations</i></p>
1330 – 1420	<p>Corrosion & Integrity: Wall Thinning <i>How to Evaluate Wall Thinning • Application of ASME B31G to Determine Remaining Life • Application of API 579 to General and Local Corrosion • Application of API 579 to Analyze Pitting</i></p>
1420 – 1430	<p>Recap <i>Using this Course Overview, the Instructor(s) will Brief Participants about the Topics that were Discussed Today and Advise Them of the Topics to be Discussed tomorrow</i></p>
1430	Lunch & End of Day Two

Day 3

0730 – 0830	<p>Corrosion & Integrity: Cracking <i>Environmental Effects • Fatigue Cracking • Hydrogen and H2S Effects • Introduction to Fracture Mechanics • How to Evaluate Cracks in Piping and Pipelines • Prediction of Failure Mode: Leak, Break or Fracture</i></p>
0830 - 0930	<p>Third Party Damage <i>Analysis of Dents and Gouges in Pipelines • Analysis of Distortion and Permanent Deformation</i></p>
0930 – 0945	Break
0945 – 1100	<p>Fundamentals of Flow in Pipes & Pipelines <i>Basic Design and In-Service Modifications • Flow Rate and Throughput</i></p>
1100 – 1200	<p>Pressure Transients <i>The Four Classes of Pressure Transients • Recognizing and Solving Liquid Hammer • Pump Station Transients • Study of Pipeline Failures Due to Transients • Two-Phase Liquid-Vapor Transients • Two-Phase Liquid-Gas Transients • Gas Line Pulsing and Transients</i></p>





1200 – 1215	Break
1215 – 1330	Vibration In Service How to Classify the Cause of Vibration In-Service • Mechanical and Hydraulic Induced Vibration in Piping • How to Measure Vibration • How to Analyze Vibration and Decide if it is Acceptable • Options for Resolving Vibration
1330 – 1420	Temperature Effects Layout, Expansion and Contraction: Rules of Good Practice • Analysis for Flexibility and Failure Margins • Fatigue Evaluation and Remaining Life Prediction • Local Thermal Shocks
1420 – 1430	Recap Using this Course Overview, the Instructor(s) will Brief Participants about the Topics that were Discussed Today and Advice Them of the Topics to be Discussed tomorrow
1430	Lunch & End of Day Three

Day 4

0730 – 0830	Pressure & Leak Testing The Difference Between Leak Testing and Pressure Testing • Review of Different Testing Techniques • The Purpose of Hydrotest • How to Conduct a Hydrotest • Pipeline and Piping Systems Testing • Pneumatic Testing • Sensitive Leak Testing Methods • Pressure and Leak Testing of Repairs
0830 – 0930	API 570: Inspection, Repair, Alteration & Rerating Inspection Techniques • Liquid Penetrant Testing: Advantages and Limitations • Magnetic Particle Testing: Advantages and Limitations • Radiographic Testing: Advantages and Limitations • Ultrasonic Testing: Advantages and Limitations • Eddy Current, Acoustic Emission, Thermography • Pulsed Eddy Current Inspections Through Insulation • Digital Radiography Through Insulation
0930 – 0945	Break
0945 – 1100	Pigging Technology Type of Pigs • Intelligent Pig Applications • Overview of 49CFR Regulations for In-Line Inspections • ASME B31.8S Integrity of Unpiggable Lines • Surface Assessment Techniques
1100 – 1200	Maintenance & Inspection Strategies Key Questions: What, Where and How to Inspect • A Guide for Pipe and Vessel Inspections • Workmanship Standards (ASME B31) • Integrity Standards (B31G, API 1104, API 579) • Application of Inspections and Analysis of Results • Corrective and Predictive Maintenance • Reliability Engineering: Maintenance Analysis and Trending
1200 – 1215	Break
1215 – 1300	Repair & Rehabilitation Techniques The New ASME Post-Construction Code: Repair Standards • The Fundamentals of Repair Packages • Welding on Line (In-Service) • Pipe and Component Replacement • Grinding and Welding • Welded Sleeve: Type A and Type B • Flush Patch Repair

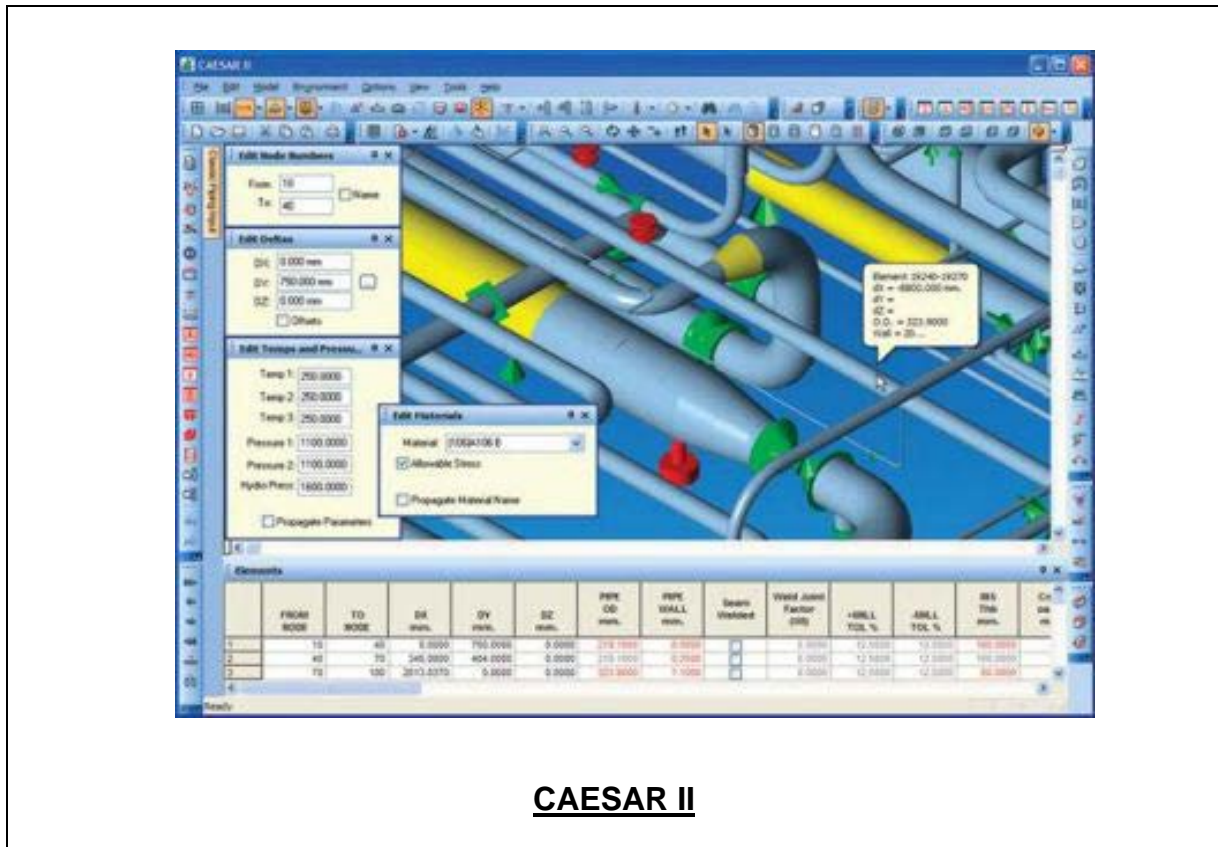




1300 – 1345	Repair and Rehabilitation Techniques (cont'd) <i>Fillet Welded Patch • Weld Overlay Repair • Mechanical Clamp with Sealant Injection • Mechanical Clamp without Sealant Injection • Insertion Liners • Painted and Brushed Liners • Pipe Coating Repairs</i>
1345 – 1400	Course Conclusion <i>Using this Course Overview, the Instructor(s) will Brief Participants about the Course Topics that were Covered During the Course</i>
1400 – 1415	POST-TEST
1415 – 1430	<i>Presentation of Course Certificates</i>
1430	<i>Lunch & End of Course</i>

Simulator (Hands-on Practical Sessions)

Practical sessions will be organized during the course for delegates to practice the theory learnt. Delegates will be provided with an opportunity to carryout various exercises using the “CAESAR II” simulator.



Course Coordinator

Kamel Ghanem, Tel: +971 2 30 91 714, Email: kamel@haward.org

