

**COURSE OVERVIEW ME0600-4D**

**ASME B31.1 Power Piping Design, Analysis and Fabrication**

**Course Title**

ASME B31.1 Power Piping Design, Analysis and Fabrication

**Course Date/Venue**

Session 1: July 29-August 01, 202/Al Aziziya Hall, The Proud Hotel Al Khobar, Al Khobar, KSA

Session 2: October 07-10, 2024/Boardroom, Warwick Hotel Doha, Doha, Qatar



**Course Reference**

ME0600-4D

**Course Duration/Credits**

Four days/2.4 CEUs/24 PDHs

**Course Description**



***This practical and highly-interactive course includes various practical sessions and exercises. Theory learnt will be applied using our state-of-the-art simulators.***

Worldwide competitiveness is forcing the need to construct more effective piping systems, possible only if existing piping codes and standards are understood and the intentions realized. This course brings you up to the minute on current Power Piping Code requirements and provides insight into how these requirements have evolved and what future changes in the Code may be expected.

The course explores the background, rules and trends in piping design, analysis, and fabrication, and the vital elements of power, industrial and institutional plant construction and maintenance – within the context of meeting the requirements and intent of ASME B31.1 and its appendices.

During this interactive course, participants will learn the principal failure modes of piping components and where to look for such failures; the differences between pressure component design and structural design; the layout and simplified analysis techniques; how to qualify nonstandard fittings and joints; the stress intensification factors; the common and less common welding processes, advantages and disadvantages; the fabrication and examination rules and their bases; and the various code for operation and maintenance.

**Course Objectives**

Upon the successful completion of this course, each participant will be able to:-

- Apply and gain an in-depth knowledge on ASME B31.1 power piping design, analysis and fabrication
- Identify code intentionally simplified and how to deal with special and complex piping problems
- Discuss the principal failure modes of piping components and where to look for such failures
- Describe the differences between pressure component design and structural design
- Layout and simplified analysis techniques
- Determine how to qualify nonstandard fittings and joints
- Develop stress intensification factors
- Recognize common and less common welding processes, advantages and disadvantages
- Distinguish fabrication and examination rules and their bases
- Employ various code for operation and maintenance

**Exclusive Smart Training Kit - H-STK®**



Participants of this course will receive the exclusive “Haward Smart Training Kit” (H-STK®). The H-STK® consists of a comprehensive set of technical content which includes **electronic version** of the course materials conveniently saved in a **Tablet PC**.

**Who Should Attend**

This course provides an overview of all significant aspects and considerations of ASME B31.1 power piping design, analysis and fabrication for engineering entering the piping design and analysis field, practicing piping engineers requiring background on Code compliance and trends in piping design, analysis and fabrication, piping fabricators and suppliers wishing to understand the relationship of fabrication and manufacture to the design and construction of piping systems and QA/QC personnel

**Course Fee**

Al Khobar	<b>US\$ 4,500</b> per Delegate + <b>VAT</b> . This rate includes H-STK® (Haward Smart Training Kit), buffet lunch, coffee/tea on arrival, morning & afternoon of each day.
Doha	<b>US\$ 5,000</b> per Delegate. This rate includes H-STK® (Haward Smart Training Kit), buffet lunch, coffee/tea on arrival, morning & afternoon of each day.

**Accommodation**


Accommodation is not included in the course fees. However, any accommodation required can be arranged at the time of booking.

### Course Certificate(s)

Internationally recognized certificates will be issued to all participants of the course who completed a minimum of 80% of the total tuition hours.

### Certificate Accreditations


Certificates are accredited by the following international accreditation organizations: -

- 
The International Accreditors for Continuing Education and Training (IACET - USA)

Haward Technology is an Authorized Training Provider by the International Accreditors for Continuing Education and Training (IACET), 2201 Cooperative Way, Suite 600, Herndon, VA 20171, USA. In obtaining this authority, Haward Technology has demonstrated that it complies with the **ANSI/IACET 2018-1 Standard** which is widely recognized as the standard of good practice internationally. As a result of our Authorized Provider membership status, Haward Technology is authorized to offer IACET CEUs for its programs that qualify under the **ANSI/IACET 2018-1 Standard**.

Haward Technology's courses meet the professional certification and continuing education requirements for participants seeking **Continuing Education Units (CEUs)** in accordance with the rules & regulations of the International Accreditors for Continuing Education & Training (IACET). IACET is an international authority that evaluates programs according to strict, research-based criteria and guidelines. The CEU is an internationally accepted uniform unit of measurement in qualified courses of continuing education.

Haward Technology Middle East will award **2.4 CEUs** (Continuing Education Units) or **24 PDHs** (Professional Development Hours) for participants who completed the total tuition hours of this program. One CEU is equivalent to ten Professional Development Hours (PDHs) or ten contact hours of the participation in and completion of Haward Technology programs. A permanent record of a participant's involvement and awarding of CEU will be maintained by Haward Technology. Haward Technology will provide a copy of the participant's CEU and PDH Transcript of Records upon request.

- 
British Accreditation Council (BAC)

Haward Technology is accredited by the **British Accreditation Council** for **Independent Further and Higher Education** as an **International Centre**. BAC is the British accrediting body responsible for setting standards within independent further and higher education sector in the UK and overseas. As a BAC-accredited international centre, Haward Technology meets all of the international higher education criteria and standards set by BAC.

### Training Methodology

All our Courses are including **Hands-on Practical Sessions** using equipment, State-of-the-Art Simulators, Drawings, Case Studies, Videos and Exercises. The courses include the following training methodologies as a percentage of the total tuition hours:-

- 30% Lectures
- 20% Practical Workshops & Work Presentations
- 30% Hands-on Practical Exercises & Case Studies
- 20% Simulators (Hardware & Software) & Videos

In an unlikely event, the course instructor may modify the above training methodology before or during the course for technical reasons.



### Course Instructor(s)

This course will be conducted by the following instructor(s). However, we have the right to change the course instructor(s) prior to the course date and inform participants accordingly:



**Mr. Steve Magalios**, CEng, PGDip (on-going), MSc, BSc, is a **Welding & Pipeline Engineer** with almost **40 years** of extensive **On-shore/Offshore** experience in the **Oil & Gas, Construction, Refinery** and **Petrochemical** industries. His expertise widely covers in the areas of **Pipeline Hot Tapping, Hot Tapping Equipment, Hot Tapping Operation, Welding Engineering, Fabrication & Inspection, Welding Techniques, Practical Welding Technology, Welding Inspection, Welding & Machine Shop, Welding & Machining, Welding Types & Applications, Welding Safety, Welding Defects Analysis, TIG & Arc Welding, Shielded Metal Arc Welding, Gas Tungsten & Gas Metal Arc Welding, Welding Procedure Specifications & Qualifications (WPS & WPQ), Aluminium Welding, Safe Welding, International Welding Codes, Welding Procedure Specifications, Welding & Brazing, Welder Performance Qualification, Pipeline Operation & Maintenance, Pipeline Systems, Pipeline Design & Construction, Pipeline Repair Methods, Pipeline Engineering, Pipeline Integrity Management System (PIMS), Pipeline Pigging, Piping & Pipe Support Systems, Piping Systems & Process Equipment, Piping System Repair & Maintenance and Piping Integrity Management**. Further, he is also well-versed in Computer Aided Design (CAD), **Building & Road Design Skills, Civil Engineering Design, Structural Reliability Engineering, Road Construction & Maintenance, Concrete Structures & Building Rehabilitation, Reinforced Concrete Structures Protection, Geosynthetics & Ground Improvement Methods, Blueprint Reading & Interpretation, Blue Print Documentation, Mechanical Drawings, P&ID, Flow Diagram Symbols, Land Surveying & Property Evaluation, Cartographic Representation, Soil Classification, Cadastral Surveying & Boundary Definition, Project Engineering & Design, Construction Management, Project Planning & Execution, Site Management, Site Supervision, Effective Resource Management, Project Evaluation, FEED Management, EPC Projects Design, Project Completion & Workover, AutoCAD, STAAD-PRO, GIS, ArcInfo, ArcView, Autodesk Map** and various programming languages such as FORTRAN, BASIC and AUTOLISP. Currently, he is the **Chartered Professional Surveyor Engineer & Urban-Regional Planner** wherein he is deeply involved in providing exact data, measurements and determining properly boundaries. He is also responsible in preparing and maintaining sketches, maps, reports and legal description of surveys.

During his career, Mr. Magalios has gained his expertise and thorough practical experience through challenging positions such as a **Project Site Construction Manager, Supervision Head/Construction Manager, Construction Site Manager, Project Manager, Deputy PMS Manager, Head of the Public Project Inspection Field Team, Technical Consultant, Senior Consultant, Consultant/Lecturer, Construction Team Leader, Lead Pipeline Engineer, Project Construction Lead Supervising Engineer, Lead Site Engineer, Senior Site Engineer Lead Engineer, Senior Site Engineer, R.O.W. Coordinator, Site Representative, Supervision Head, Contractor, Client Site Representative** and Acting Client Site Representative for international Companies such as the Public Gas Corporation, Penspen International Limited, Eptista Servicios de Ingenieria S.I., J/V ILF Pantec TH. Papaioannou & Co. – Emenergy Engineering, J/V Karaylannis S.A. – Intracom Constructions S.A., Ergaz Ltd., Alkyonis 7, Palaeo Faliro, Piraeus, Elpet Valkaniki S.A., Asprofos S.A., J/V Depa S.A. just to name a few.

Mr. Magalios is a **Registered Chartered Engineer** and has **Master** and **Bachelor** degrees in **Surveying Engineering** from the **University of New Brunswick, Canada** and the **National Technical University of Athens, Greece**, respectively. Further, he is currently enrolled for **Post-graduate** in **Quality Assurance** from the **Hellenic Open University, Greece**. He has further obtained a Level 4B Certificates in Project Management from the National & Kapodistrian University of Athens, Greece and Environmental Auditing from the Environmental Auditors Registration Association (EARA). Moreover, he is a **Certified Instructor/Trainer**, a **Chartered Engineer** of Technical Chamber of Greece and has delivered numerous trainings, workshops, seminars, courses and conferences internationally.

**Course Program**

The following program is planned for this seminar. However, the seminar director(s) may modify this program before or during the seminar for technical reasons with no prior notice to participants. Nevertheless, the seminar objectives will be always met:

**Day 1**

0730 – 0800	Registration & Coffee
0800 – 0815	Welcome & Introduction
0815 – 0830	<b>PRE-TEST</b>
0830 – 0900	<b>Introduction</b>
0900 – 0930	<b>Section I</b> Piping History • Code Philosophy • General Requirements • Organization
0930 – 0945	Break
0945 – 1100	<b>Section II</b> ASME B31.1 Operations and Scope • Scope Philosophy • Piping Design Criteria
1100 – 1230	<b>Section III</b> Failure Modes • Stress Categories-Sustained (Primary) Stresses • Cyclic (Secondary) Stress Ranges • Basis of Allowable Stresses Acceptance Criteria
1230 – 1245	Break
1245 – 1330	<b>Section IV</b> Piping Design Conditions • Normal Design Loads • Consideration for Unusual Loads • Load Categorization
1330 – 1420	<b>Workshop (1)</b> Problem Set
1420 – 1430	<b>Recap</b> Using this Course Overview, the Instructor(s) will Brief Participants about the Topics that were Discussed Today and Advise Them of the Topics to be Discussed Tomorrow
1430	Lunch & End of Day One

**Day 2**

0730 – 0830	<b>Workshop (1)</b> Review
0830 – 0930	<b>Section V</b> Piping Design Criteria • Allowable Stresses • Stress Ranges • Cyclic Stress Ranges • Variations from Normal Operation System (External Load) Design: Weight • Occasional Load Stress
0930 -0945	Break
0945 – 1100	<b>Section VI</b> Pressure Design of Straight Pipe • Determining Wall Thickness • Joint Efficiency Factors and Manufacturing Quality Factors
1100 – 1230	<b>Section VII</b> Component (Pressure) Design: Pressure-Temperature Ratings and Schedule or Weight Designations Determining Wall Thickness • Joint Efficiency Factors and Manufacturing Quality Factors
1230 – 1245	Break

1230 - 1245	Break
1245 - 1330	<b>Workshop (2)</b> Problem Set
1330 - 1420	<b>Workshop (2)</b> Review
1420 - 1430	<b>Recap</b>
1430	Lunch & End of Day Two

### Day 3

0730 - 0830	<b>Section VII (cont'd)</b> Bends and Elbows • Area Replacement Rules for Branch Connections • Qualification of Standard and Non-Standard Components • Expansion Joints
0830 - 0930	<b>Section VIII</b> Guarding Against Piping Collapse • System (External Load) Design: Weight • Occasional Loads (Earthquake and Wind) • Consideration of Dynamic Loads • Special Piping Systems: Boiler External Piping • Pressure Relief Piping • Instrument Piping
0930 - 0945	Break
0945 - 1045	<b>Section IX</b> Flexibility Analysis • Fatigue Considerations • Stress Intensification Factors and Stress Indices • Combinations of Loads • Flexibility Analysis
1045 - 1230	<b>Workshop (3)</b> Problem Set
1230 - 1245	Break
1245 - 1330	<b>Workshop (3)</b> Review
1330 - 1420	<b>Section X</b> Cold Spring
1420 - 1430	<b>Recap</b> Using this Course Overview, the Instructor(s) will Brief Participants about the Topics that were Discussed Today and Advise Them of the Topics to be Discussed Tomorrow
1430	Lunch & End of Day Three

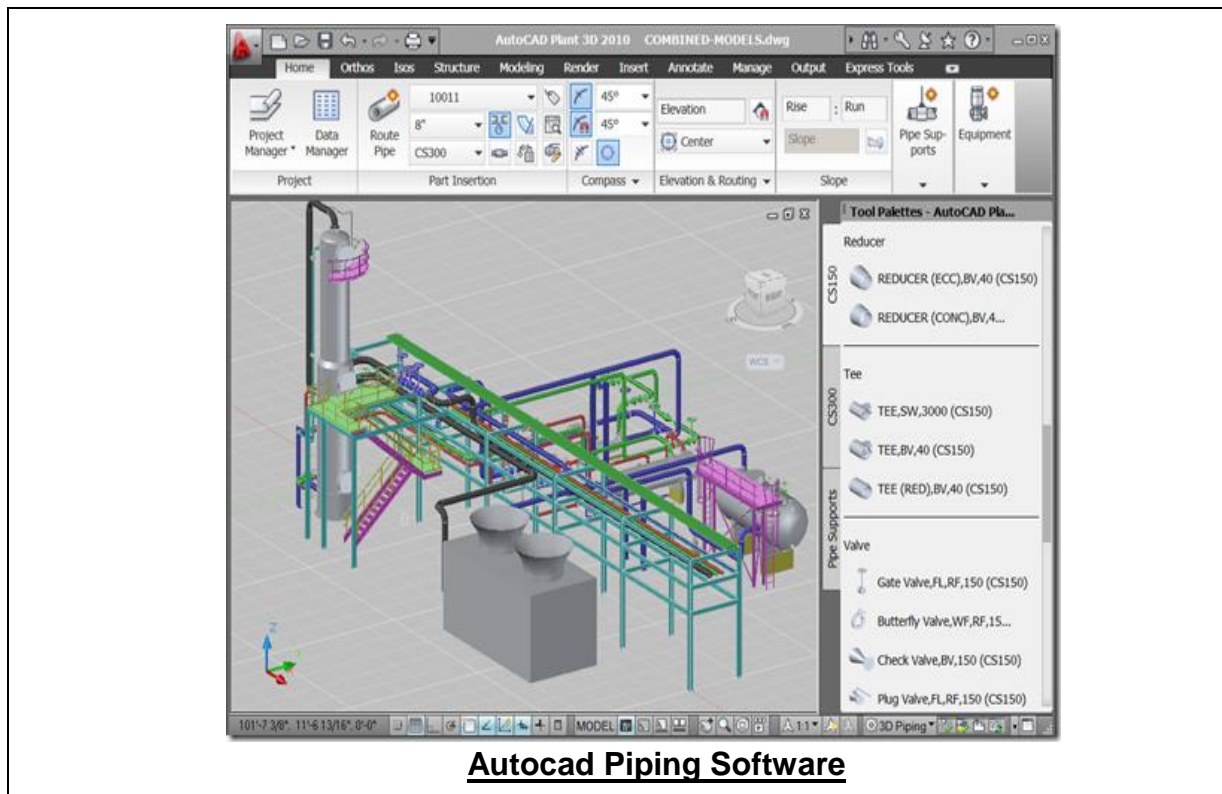
### Day 4

0730 - 0830	<b>Section XI</b> Stress Intensification Factors and Stress Indices
0830 - 0930	<b>Workshop (4)</b> Problem Set
0930 - 0945	Break
0945 - 1130	<b>Workshop (4)</b> Review
1130 - 1230	<b>Section XII</b> Simplified Analysis Methods • Layout Techniques • Equipment and Piping Layouts
1230 - 1245	Break

1245 - 1330	<b>Section XIII</b> <i>Pipe Support Design • Allowable Stresses • Hanger Design</i>
1330 - 1400	<b>Section XIV</b> <i>Requirements for Specific Piping Systems • Boiler External Piping (BEP) • Non Boiler External Piping • Instrument • Control and Sample Piping</i>
1400 - 1420	<b>Workshop (5)</b> <i>Problem Set</i>
1345 - 1400	<b>Course Conclusion</b> <i>Using this Course Overview, the Instructor(s) will Brief Participants about the Course Topics that were Covered During the Course</i>
1400 - 1415	<b>POST-TEST</b>
1415 - 1430	<i>Presentation of Certificates</i>
1430	<i>Lunch &amp; End of Seminar</i>

### **Simulator (Hands-on Practical Sessions)**

Practical sessions will be organized during the course for delegates to practice the theory learnt. Delegates will be provided with an opportunity to carryout various exercises using our state-of-the-art “Autocad Piping Software” Simulator.



### **Course Coordinator**

Mari Nakintu, Tel: +971 2 30 91 714, Email: [mari1@haward.org](mailto:mari1@haward.org)